

LAMB COUNTY

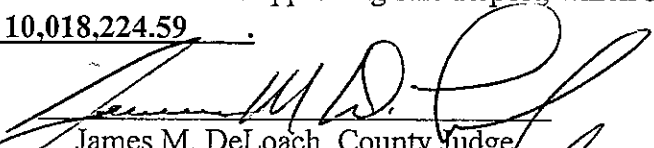
QUARTERLY INVESTMENT REPORT

MINUTES OF COUNTY FINANCES
TREASURER'S REPORT

IN THE MATTER OF COUNTY FINANCES
IN THE HANDS OF JANICE WELLS
TREASURER OF LAMB COUNTY, TEXAS

COMMISSIONER'S COURT
LAMB COUNTY, TEXAS
IN SPECIAL SESSION
4TH QUARTER, 2012


IN ACCORDANCE with Section 114.026, Local Government Code, we, the undersigned, constituting the entire Commissioners Court of said County, certify that on the 25th day of MARCH, 2013, at the Regular term of Court, we compared and examined the quarterly report of JANICE WELLS, Treasurer of Lamb County, Texas for the 4th quarter, 2012, and finding the same correct, entered an order in the Minutes approving said Report, which states total cash and other assets on hand as \$ 10,018,224.59.


James M. DeLoach, County Judge

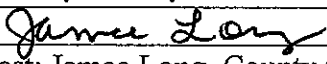

Cory Deberry, Commissioner Pct. 1


Kent Lewis, Commissioner, Pct. 2

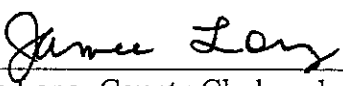

Danny Short, Commissioner Pct. 3


Jimmy Young, Commissioner, Pct. 4


SWORN TO AND SUBSCRIBED BEFORE ME, by James M. DeLoach, County Judge, and County Commissioners of said Lamb County, each respectively, on this the 25th day of March, A. D., 2013.


Attest: Jamee Long, County Clerk


FILED FOR RECORD THIS 25th DAY OF March, A.D. 2013, and recorded on the 25th day of March, A.D. 2013.


Jamee Long, County Clerk and
Ex-Officio Clerk of the Commissioners
Court in and for Lamb County, Texas

By:



Deputy



QUARTERLY REPORT FOR PERIOD ENDING DECEMBER 2012

SUBMITTED TO: COMMISSIONERS' COURT, LAMB COUNTY

PREPARED AND SUBMITTED BY: JANICE WELLS
INVESTMENT OFFICER
COUNTY TREASURER



Signature

This report is made in accordance with provisions of Government Code 2256, the public Funds Investment Act, which requires quarterly reporting of investment transactions for the county funds to the commissioners' court. The investments held in Lamb County's portfolio comply with the Public Funds Investment Act and with the County's investment policy and strategies.

The cash availability in each account is monitored daily. The goal in each account is to maintain adequate monies to cover usual and customary monthly expenditures in each fund.

4TH QUARTER

THE CASH IN OUR OPERATING ACCOUNTS (AIM BANK) IS MONITERED DAILY,
AND INTEREST IS EARNED AT THE RATE OF 1%. OUR ACCOUNTS ARE
SECURED BY PLEDGED SECURTIES.

AIM BANK ACCOUNTS

	<u>AMOUNT ON DEPOSIT</u>	<u>INTEREST</u>	<u>RATE</u>
OCTOBER	<u>\$7,838,931.90</u>	\$5,503.31	1.00%
NOVEMBER	<u>\$8,508,523.42</u>	\$8,533.32	1.00%
DECEMBER	<u>\$10,278,124.08</u>	\$8,904.98	1.00%

INVESTORS CASH TRUST

	<u>Amount on Deposit</u>	<u>Interest Earned</u>	<u>Rate</u>
OCTOBER	\$0.00	\$0.00	0.00%
NOVEMBER	\$0.00	\$0.00	0.00%
DECEMBER	\$0.00	\$0.00	0.00%

TEXPOOL

	<u>Amount on Deposit</u>	<u>Interest Earned</u>	<u>Rate</u>
OCTOBER	\$29.29	\$0.00	0.00%
NOVEMBER	\$29.29	\$0.00	0.00%
DECEMBER	\$29.29	\$0.00	0.00%

Total interest earned for this quarter: \$23,694.96

Total interest earned year to date: \$23,694.96

LAMB COUNTY, TEXAS
 CASH & INVESTMENTS BY FUND
 AS OF: DECEMBER 31ST, 2012

IND-ACCT. NO.	ACCOUNT NAME	CASH	INVESTMENTS	FUND TOTAL
00-GENERAL FUND				
00-1001	CLAIM ON CASH-GENERAL FUND	6,473,324.85		
00-1103	POOLED INVESTMENTS		0.00	
00-1105	INVESTMENT TEXPOOL		11.26	
TOTAL 010-GENERAL FUND		6,473,324.85	11.26	6,473,336.11
11-ROAD & BRIDGE 1				
11-1001	CLAIM ON CASH-R&B 1	328,005.99		
11-1103	POOLED INVESTMENTS		0.00	
11-1105	INVESTMENT CD		7.83	
TOTAL 021-ROAD & BRIDGE 1		328,005.99	7.83	328,013.82
22-ROAD & BRIDGE 2				
22-1001	CLAIM ON CASH-R&B 2	418,075.09		
22-1103	POOLED INVESTMENTS		0.00	
22-1105	INVESTMENT CD		0.00	
TOTAL 022-ROAD & BRIDGE 2		418,075.09	0.00	418,075.09
23-ROAD & BRIDGE 3				
23-1001	CLAIM ON CASH-R&B 3	331,407.27		
23-1103	POOLED INVESTMENTS		0.00	
23-1105	INVESTMENT CD		0.00	
TOTAL 023-ROAD & BRIDGE 3		331,407.27	0.00	331,407.27
24-ROAD & BRIDGE 4				
24-1001	CLAIM ON CASH-R&B 4	457,754.39		
24-1103	POOLED INVESTMENTS		0.00	
24-1105	INVESTMENT CD		0.00	
TOTAL 024-ROAD & BRIDGE 4		457,754.39	0.00	457,754.39
25-LAMB HEALTHCARE CENTER				
25-1000	CASH	1,793,681.20		
25-1001	LAMB CO HOSPITAL CASH	0.00		
25-1103	SECURITY STATE CD		0.00	
25-1105	INVESTMENTS		10.20	
TOTAL 055-LAMB HEALTHCARE CENTER		1,793,681.20	10.20	1,793,691.40

FUND-ACCT. NO.	ACCOUNT NAME	CASH	INVESTMENTS	FUND TOTAL
056-BAIL BOND BOARD ACCOUNT				
=====				
056-1001	CLAIM ON CASH-BAIL BOND (APPLI	5,000.94		
	TOTAL 056-BAIL BOND BOARD ACCOUNT	5,000.94	0.00	5,000.94
057-JURY FUND				
=====				
057-1001	CLAIM ON CASH-JURY FUND	53,519.65		
057-1103	POOLED INVESTMENTS		0.00	
057-1105	INVESTMENT		0.00	
	TOTAL 057-JURY FUND	53,519.65	0.00	53,519.65
059-GRANTS FUND				
=====				
059-1001	CLAIM ON CASH-GRANT FUND	0.00		
	TOTAL 059-GRANTS FUND	0.00	0.00	0.00
083-CHILD ABUSE PREV/FAM PROT				
=====				
083-1001	CLAIM ON CASH-CHILD ABUSE/FAM	5,391.00		
	TOTAL 083-CHILD ABUSE PREV/FAM PROT	5,391.00	0.00	5,391.00
084-COURT HOUSE SECURITY				
=====				
084-1001	CLAIM ON CASH-COURT HOUSE SECU	57,772.60		
084-1103	POOLED INVESTMENTS		0.00	
	TOTAL 084-COURT HOUSE SECURITY	57,772.60	0.00	57,772.60
085-COMM COURT RECORDS PRES				
=====				
085-1001	CLAIM ON CASH-CC RECORDS PRES	24,016.80		
085-1103	POOLED INVESTMENTS		0.00	
	TOTAL 085-COMM COURT RECORDS PRES	24,016.80	0.00	24,016.80
086-COUNTY CLERK RECORDS PRES				
=====				
086-1001	CLAIM ON CASH-CO CLERK RECORDS	28,593.99		
086-1103	POOLED INVESTMENTS		0.00	
	TOTAL 086-COUNTY CLERK RECORDS PRES	28,593.99	0.00	28,593.99
087-DIST CLERK RECORDS PRES				
=====				
087-1001	CLAIM ON CASH-DIST CLERK RECOR	6,282.34		
087-1103	POOLED INVESTMENTS		0.00	
	TOTAL 087-DIST CLERK RECORDS PRES	6,282.34	0.00	6,282.34

IND-ACCT. NO.	ACCOUNT NAME	CASH	INVESTMENTS	FUND TOTAL
08-COUNTY & DISTRICT TECH FU				
=====				
08-1001	CLAIM ON CASH-CO & DIST TECH	633.56		
TOTAL 088-COUNTY & DISTRICT TECH FU		633.56	0.00	633.56
09-DIST COURTS TECH/ARCHIVE				
=====				
09-1001	CLAIM ON CASH-DIST COURT ARCHI	2,373.30		
TOTAL 089-DIST COURTS TECH/ARCHIVE		2,373.30	0.00	2,373.30
11-JP TECHNOLOGY FUND				
=====				
11-1001	CLAIM ON CASH-JP TECHNOLOGY	10,492.57		
11-1103	POOLED INVESTMENTS		0.00	
TOTAL 131-JP TECHNOLOGY FUND		10,492.57	0.00	10,492.57
13-JP SECURITY FUND				
=====				
13-1001	CLAIM ON CASH-JP SECURITY	8,655.80		
13-1103	POOLED INVESTMENTS		0.00	
TOTAL 133-JP SECURITY FUND		8,655.80	0.00	8,655.80
10-JUVENILE PROBATION FUND				
=====				
10-1000	JUVENILE PROB CASH	0.00		
10-1001	CLAIM ON CASH-JUV PROBATION	(23,969.75)		
10-1003	JPO RESTITUTION ACCT	1,497.84		
TOTAL 140-JUVENILE PROBATION FUND		(22,471.91)	0.00	(22,471.91)
11-STAND GRANT				
=====				
11-1000	CASH-STAND ACCOUNT	0.00		
11-1001	CLAIM ON CASH	(24,737.78)		
TOTAL 141-STAND GRANT		(24,737.78)	0.00	(24,737.78)
12-TITLE IV-E FUND				
=====				
12-1000	IV-E CASH ACCOUNT	9,906.57		
12-1001	CLAIM ON CASH- IV-E	0.00		
TOTAL 142-TITLE IV-E FUND		9,906.57	0.00	9,906.57
10-CO CLERK ELECTION ADMIN				
=====				
10-1001	CLAIM ON CASH-ELECTION ADMIN	893.36		
TOTAL 150-CO CLERK ELECTION ADMIN		893.36	0.00	893.36

FUND-ACCT. NO.	ACCOUNT NAME	CASH	INVESTMENTS	FUND TOTAL
088-COUNTY & DISTRICT TECH FU =====				
088-1001	CLAIM ON CASH-CO & DIST TECH	633.56		
TOTAL 088-COUNTY & DISTRICT TECH FU		633.56	0.00	633.56
089-DIST COURTS TECH/ARCHIVE =====				
089-1001	CLAIM ON CASH-DIST COURT ARCHI	2,373.30		
TOTAL 089-DIST COURTS TECH/ARCHIVE		2,373.30	0.00	2,373.30
131-JP TECHNOLOGY FUND =====				
131-1001	CLAIM ON CASH-JP TECHNOLOGY	10,492.57		
131-1103	POOLED INVESTMENTS		0.00	
TOTAL 131-JP TECHNOLOGY FUND		10,492.57	0.00	10,492.57
133-JP SECURITY FUND =====				
133-1001	CLAIM ON CASH-JP SECURITY	8,655.80		
133-1103	POOLED INVESTMENTS		0.00	
TOTAL 133-JP SECURITY FUND		8,655.80	0.00	8,655.80
140-JUVENILE PROBATION FUND =====				
140-1000	JUVENILE PROB CASH	0.00		
140-1001	CLAIM ON CASH-JUV PROBATION	(23,969.75)		
140-1003	JPO RESTITUTION ACCT	1,497.84		
TOTAL 140-JUVENILE PROBATION FUND		(22,471.91)	0.00	(22,471.91)
141-STAND GRANT =====				
141-1000	CASH-STAND ACCOUNT	0.00		
141-1001	CLAIM ON CASH	(24,737.78)		
TOTAL 141-STAND GRANT		(24,737.78)	0.00	(24,737.78)
142-TITLE IV-E FUND =====				
142-1000	IV-E CASH ACCOUNT	9,906.57		
142-1001	CLAIM ON CASH- IV-E	0.00		
TOTAL 142-TITLE IV-E FUND		9,906.57	0.00	9,906.57
150-CO CLERK ELECTION ADMIN =====				
150-1001	CLAIM ON CASH-ELECTION ADMIN	893.36		
TOTAL 150-CO CLERK ELECTION ADMIN		893.36	0.00	893.36

FUND-ACCT. NO.	ACCOUNT NAME	CASH	INVESTMENTS	FUND TOTAL
171-VCLG GRANT				
=====				
171-1001	CLAIM ON CASH-VCLG GRANT	(4,744.52)		
	TOTAL 171-VCLG GRANT	(4,744.52)	0.00	(4,744.52)
173-PRE-TRIAL DIVERSION				
=====				
173-1001	CLAIM ON CASH-PRE-TRIAL DIVERS	43,581.80		
173-1103	POOLED INVESTMENTS		0.00	
	TOTAL 173-PRE-TRIAL DIVERSION	43,581.80	0.00	43,581.80
174-DWI VIDEO FUND				
=====				
174-1001	CLAIM ON CASH-DWI VIDEO	2,349.88		
	TOTAL 174-DWI VIDEO FUND	2,349.88	0.00	2,349.88
143-LAMB COUNTY 4-H ACTION				
=====				
143-1000	LAMB COUNTY 4H ACTION FOR KIDS	5,801.64		
	TOTAL 143-LAMB COUNTY 4-H ACTION	5,801.64	0.00	5,801.64
195-HISTORICAL COMMISSION				
=====				
195-1001	CLAIM ON CASH-HISTORICAL COMMI	1,199.62		
	TOTAL 195-HISTORICAL COMMISSION	1,199.62	0.00	1,199.62
301-CAPITAL PROJECTS				
=====				
301-1001	CLAIM ON CASH-CAP PROJECTS	6.88		
301-1103	POOLED INVESTMENTS		0.00	
	TOTAL 301-CAPITAL PROJECTS	6.88	0.00	6.88
509-ADULT PROBATION				
=====				
509-1002	154th J.D. -PTAF CASH ACCOUNT	1,371.00		
509-1004	LAMB COUNTY PTAF-CASH ACCOUNT	1.00		
	TOTAL 509-ADULT PROBATION	1,372.00	0.00	1,372.00
801-DEBT SERVICE				
=====				
801-1001	CLAIM ON CASH-DEBT SERVICE	56.42		
801-1103	POOLED INVESTMENTS		0.00	
801-1105	DEBT SERVICE INVESTMENT		0.00	
	TOTAL 801-DEBT SERVICE	56.42	0.00	56.42
TOTAL CASH & INVESTMENTS				
		10,018,195.30	29.29	10,018,224.59
		=====	=====	=====

*** END OF REPORT ***

LAMB COUNTY, TEXAS
 CASH & INVESTMENTS BY FUND
 AS OF: DECEMBER 31ST, 2012

IND-ACCT. NO.	ACCOUNT NAME	CASH	INVESTMENTS	FUND TOTAL
171-VCLG GRANT				
=====				
171-1001	CLAIM ON CASH-VCLG GRANT	(4,744.52)		
	TOTAL 171-VCLG GRANT	(4,744.52)	0.00	(4,744.52)
173-PRE-TRIAL DIVERSION				
=====				
173-1001	CLAIM ON CASH-PRE-TRIAL DIVERS	43,581.80		
173-1103	POOLED INVESTMENTS		0.00	
	TOTAL 173-PRE-TRIAL DIVERSION	43,581.80	0.00	43,581.80
174-DWI VIDEO FUND				
=====				
174-1001	CLAIM ON CASH-DWI VIDEO	2,349.88		
	TOTAL 174-DWI VIDEO FUND	2,349.88	0.00	2,349.88
143-LAMB COUNTY 4-H ACTION				
=====				
143-1000	LAMB COUNTY 4H ACTION FOR KIDS	5,801.64		
	TOTAL 143-LAMB COUNTY 4-H ACTION	5,801.64	0.00	5,801.64
195-HISTORICAL COMMISSION				
=====				
195-1001	CLAIM ON CASH-HISTORICAL COMMI	1,199.62		
	TOTAL 195-HISTORICAL COMMISSION	1,199.62	0.00	1,199.62
301-CAPITAL PROJECTS				
=====				
301-1001	CLAIM ON CASH-CAP PROJECTS	6.88		
301-1103	POOLED INVESTMENTS		0.00	
	TOTAL 301-CAPITAL PROJECTS	6.88	0.00	6.88
509-ADULT PROBATION				
=====				
509-1002	154th J.D. -PTAF CASH ACCOUNT	1,371.00		
509-1004	LAMB COUNTY PTAF-CASH ACCOUNT	1.00		
	TOTAL 509-ADULT PROBATION	1,372.00	0.00	1,372.00
801-DEBT SERVICE				
=====				
801-1001	CLAIM ON CASH-DEBT SERVICE	56.42		
801-1103	POOLED INVESTMENTS		0.00	
801-1105	DEBT SERVICE INVESTMENT		0.00	
	TOTAL 801-DEBT SERVICE	56.42	0.00	56.42
TOTAL CASH & INVESTMENTS				
		10,018,195.30	29.29	10,018,224.59
		=====	=====	=====

*** END OF REPORT ***

		BEGINNING BALANCE	TOTAL DEBITS	TOTAL CREDITS	ENDING BALANCE	AVERAGE DAILY BALANCE
GENERAL FUND						
10-1001	CLAIM ON CASH-GE	3,824,630.88	4,349,144.07	1,700,450.10CR	6,473,324.85	5,647,975.05
	FUND 010 TOTAL	3,824,630.88	4,349,144.07	1,700,450.10CR	6,473,324.85	5,647,975.05
ROAD & BRIDGE 1						
11-1001	CLAIM ON CASH-R&	167,812.30	270,322.21	110,128.52CR	328,005.99	279,954.18
	FUND 021 TOTAL	167,812.30	270,322.21	110,128.52CR	328,005.99	279,954.18
ROAD & BRIDGE 2						
12-1001	CLAIM ON CASH-R&	249,081.42	261,554.20	92,560.53CR	418,075.09	367,159.47
	FUND 022 TOTAL	249,081.42	261,554.20	92,560.53CR	418,075.09	367,159.47
ROAD & BRIDGE 3						
13-1001	CLAIM ON CASH-R&	143,836.24	301,908.87	114,337.84CR	331,407.27	277,872.17
	FUND 023 TOTAL	143,836.24	301,908.87	114,337.84CR	331,407.27	277,872.17
ROAD & BRIDGE 4						
14-1001	CLAIM ON CASH-R&	296,902.69	261,662.47	100,810.77CR	457,754.39	409,173.44
	FUND 024 TOTAL	296,902.69	261,662.47	100,810.77CR	457,754.39	409,173.44
AMB HEALTHCARE CENTER						
15-1000	CASH	1,256,725.16	3,531,426.88	2,994,470.84CR	1,793,681.20	1,515,939.02
	FUND 055 TOTAL	1,256,725.16	3,531,426.88	2,994,470.84CR	1,793,681.20	1,515,939.02
JRY FUND						
17-1001	CLAIM ON CASH-JU	53,897.84	141.81	520.00CR	53,519.65	53,438.95
	FUND 057 TOTAL	53,897.84	141.81	520.00CR	53,519.65	53,438.95
WANTS FUND						
19-1001	CLAIM ON CASH-GR	57,576.00CR	57,576.00	0.00	0.00	37,549.57CR
	FUND 059 TOTAL	57,576.00CR	57,576.00	0.00	0.00	37,549.57CR

		BEGINNING BALANCE	TOTAL DEBITS	TOTAL CREDITS	ENDING BALANCE	AVERAGE DAILY BALANCE
EMERGENCY FOOD & SHELTER						
061-1000	PUBLIC ASST FOOD	4.46	0.00	0.00	4.46	4.46
	FUND 061 TOTAL	4.46	0.00	0.00	4.46	4.46
COURT HOUSE SECURITY						
084-1001	CLAIM ON CASH-CO	56,251.32	1,928.67	407.39CR	57,772.60	57,159.31
	FUND 084 TOTAL	56,251.32	1,928.67	407.39CR	57,772.60	57,159.31
COMM COURT RECORDS PRES						
085-1001	CLAIM ON CASH-CC	23,394.91	621.89	0.00	24,016.80	23,789.08
	FUND 085 TOTAL	23,394.91	621.89	0.00	24,016.80	23,789.08
COUNTY CLERK RECORDS PRES						
086-1001	CLAIM ON CASH-CO	30,065.92	3,219.62	4,691.55CR	28,593.99	29,766.60
	FUND 086 TOTAL	30,065.92	3,219.62	4,691.55CR	28,593.99	29,766.60
DIST CLERK RECORDS PRES						
087-1001	CLAIM ON CASH-DI	6,502.24	77.10	297.00CR	6,282.34	6,535.21
	FUND 087 TOTAL	6,502.24	77.10	297.00CR	6,282.34	6,535.21
JP TECHNOLOGY FUND						
131-1001	CLAIM ON CASH-JP	8,991.21	1,501.36	0.00	10,492.57	9,842.33
	FUND 131 TOTAL	8,991.21	1,501.36	0.00	10,492.57	9,842.33
JP SECURITY FUND						
133-1001	CLAIM ON CASH-JP	8,164.56	491.24	0.00	8,655.80	8,373.54
	FUND 133 TOTAL	8,164.56	491.24	0.00	8,655.80	8,373.54
JUVENILE PROBATION FUND						
140-1000	JUVENILE PROB CA	0.00	155.24	155.24CR	0.00	0.00
140-1003	JPO RESTITUTION	1,347.84	300.00	150.00CR	1,497.84	1,413.06
140-1004	JPO-4-H ACTION F	0.00	0.00	0.00	0.00	0.00
	FUND 140 TOTAL	1,347.84	455.24	305.24CR	1,497.84	1,413.06

		BEGINNING	TOTAL	TOTAL	ENDING	AVERAGE
		BALANCE	DEBITS	CREDITS	BALANCE	DAILY
						BALANCE
STAND GRANT						
11-1000	CASH-STAND ACCOU	0.00	0.00	0.00	0.00	0.00
	FUND 141 TOTAL	0.00	0.00	0.00	0.00	0.00
TITLE IV-E FUND						
12-1000	IV-E CASH ACCOUN	10,642.97	646.36	1,382.76CR	9,906.57	10,084.20
	FUND 142 TOTAL	10,642.97	646.36	1,382.76CR	9,906.57	10,084.20
LAMB COUNTY 4-H ACTION						
13-1000	LAMB COUNTY 4H A	5,791.64	10.00	0.00	5,801.64	5,796.83
	FUND 143 TOTAL	5,791.64	10.00	0.00	5,801.64	5,796.83
MLG GRANT						
11-1001	CLAIM ON CASH-VC	1,542.37CR	4,787.00	7,989.15CR	4,744.52CR	3,087.27CR
	FUND 171 TOTAL	1,542.37CR	4,787.00	7,989.15CR	4,744.52CR	3,087.27CR
ME-TRIAL DIVERSION						
13-1001	CLAIM ON CASH-PR	41,011.40	3,429.34	858.94CR	43,581.80	41,858.15
	FUND 173 TOTAL	41,011.40	3,429.34	858.94CR	43,581.80	41,858.15
MI VIDEO FUND						
14-1001	CLAIM ON CASH-DW	2,605.13	44.75	300.00CR	2,349.88	2,612.82
	FUND 174 TOTAL	2,605.13	44.75	300.00CR	2,349.88	2,612.82
OTTY DRUG FORFEITURE						
15-1000	CO OTTY DRUG FOR	21,051.53	281.47	4,308.72CR	17,024.28	19,556.71
	FUND 175 TOTAL	21,051.53	281.47	4,308.72CR	17,024.28	19,556.71
OTTY HOT CK FEE FUND						
16-1000	CO OTTY HOT CHEC	921.80	1,415.12	2,101.68CR	235.24	879.92
	FUND 176 TOTAL	921.80	1,415.12	2,101.68CR	235.24	879.92

DATES: 10/01/2012-12/31/2012

		BEGINNING BALANCE	TOTAL DEBITS	TOTAL CREDITS	ENDING BALANCE	AVERAGE DAILY BALANCE
SHERIFF COMMISSARY FUND						
180-1000	SHERIFF COMMISSA	34,384.02	30.88	5,035.26CR	29,379.64	31,842.35
	FUND 180 TOTAL	34,384.02	30.88	5,035.26CR	29,379.64	31,842.35
SHERIFF FORFEITURE-STATE						
181-1000	SHERIFF FORFEITU	75,550.48	136.62	68.31CR	75,618.79	75,596.52
	FUND 181 TOTAL	75,550.48	136.62	68.31CR	75,618.79	75,596.52
SHERIFF FORFEITURE-FEDERA						
182-1000	SHERIFF FOREFITU	921.69	0.83	0.00	922.52	922.25
	FUND 182 TOTAL	921.69	0.83	0.00	922.52	922.25
COUNTY LIBRARY-LITTLEFIEL						
190-1000	LFD-LAMB CO LIBR	954.76	21.04	135.73CR	840.07	863.12
	FUND 190 TOTAL	954.76	21.04	135.73CR	840.07	863.12
OLTON LIBRARY						
191-1000	OLTON LIBRARY LO	6,154.91	5.51	89.92CR	6,070.50	6,075.63
	FUND 191 TOTAL	6,154.91	5.51	89.92CR	6,070.50	6,075.63
CAPITAL PROJECTS						
301-1001	CLAIM ON CASH-CA	0.00	6.88	0.00	6.88	4.63
	FUND 301 TOTAL	0.00	6.88	0.00	6.88	4.63
DISTRICT CLERK						
502-1002	DIST CLERK ACCOU	68,459.44	0.00	0.00	68,459.44	68,459.44
502-1004	DIST CLERK-CIVIL	5,775.98	0.00	4,801.64CR	974.34	2,118.59
502-1005	DIST CLERK-CRIMI	11,318.05	2,127.50	5,009.32CR	8,436.23	8,829.99
	FUND 502 TOTAL	85,553.47	2,127.50	9,810.96CR	77,870.01	79,408.02
COUNTY CLERK						
504-1002	CO CLERK CASH BO	7,850.00	200.00	750.00CR	7,300.00	7,505.98

		BEGINNING BALANCE	TOTAL DEBITS	TOTAL CREDITS	ENDING BALANCE	AVERAGE DAILY BALANCE
14-1003	CO CLERK CASH BO	0.00	0.00	0.00	0.00	0.00
14-1004	CO CLERK-GENERAL	0.00	362.00	362.00CR	0.00	0.44
14-1005	CO CLERK-CRIM PA	2,435.73	708.00	30.00CR	3,113.73	2,986.88
14-1006	CO CLERK-TRUST A	2,082.78	0.00	0.00	2,082.78	2,082.78
FUND 504 TOTAL		12,368.51	1,270.00	1,142.00CR	12,496.51	12,576.08
COUNTY TREASURER						
16-1002	LAMB CO CAFETERI	5,301.91	5,359.52	1,252.67CR	9,408.76	7,166.23
16-1006	SPADE ACCOUNT-GR	0.00	0.00	0.00	0.00	0.00
16-1007	CASH-LAMB CO BAI	11,928.24	30.74	0.00	11,958.98	11,939.03
16-1008	TREAS CASH BOND	6,000.00	2,250.00	3,000.00CR	5,250.00	6,252.72
FUND 506 TOTAL		23,230.15	7,640.26	4,252.67CR	26,617.74	25,357.98
COUNTY ATTORNEY						
17-1006	CO ATTY SEIZURE	2,776.52	0.00	0.00	2,776.52	2,776.52
17-1007	CO ATTY TRUST HO	5,271.67	7,573.60	9,194.79CR	3,650.48	3,582.25
FUND 507 TOTAL		8,048.19	7,573.60	9,194.79CR	6,427.00	6,358.77
COUNTY JUVENILE PROBATION						
19-1002	154th J.D. -PTAF	1,071.00	300.00	0.00	1,371.00	1,273.17
19-1004	LAMB COUNTY PTAF	1.00	0.00	0.00	1.00	1.00
FUND 509 TOTAL		1,072.00	300.00	0.00	1,372.00	1,274.17
COUNTY JUSTICE OF THE PEACE						
11-1011	JP 1 CASH ACCOUN	2,671.56	3,626.83	2,557.50CR	3,740.89	3,279.37
11-1012	JP 2 CASH ACCOUN	1.19	530.02	530.00CR	1.21	1.20
11-1013	JP 3 CASH ACCOUN	452.74	22,413.56	22,662.70CR	203.60	629.05
11-1014	JP 4 CASH ACCOUN	4,277.17	4,565.32	4,414.92CR	4,427.57	3,863.99
FUND 511 TOTAL		7,402.66	31,135.73	30,165.12CR	8,373.27	7,773.61
COUNTY SHERIFF						
15-1003	SHERIFF BOND FEE	0.00	0.00	0.00	0.00	0.00
15-1006	SHERIFF SEIZURE-	14,229.81	2.73	14,225.00CR	7.54	6.65
15-1007	SHERIFF PETTY CA	0.00	0.00	0.00	0.00	0.00
15-1008	SHERIFF LOOSE CA	6,853.18	6.20	0.00	6,859.38	6,857.36
15-1009	SHERIFF PRISONER	6,180.32	3,305.81	6,171.91CR	3,314.22	4,505.02

		BEGINNING	TOTAL	TOTAL	ENDING	AVERAGE
		BALANCE	DEBITS	CREDITS	BALANCE	DAILY
						BALANCE
515-1010	SHERIFF UNCLAI ME	0.00	0.00	0.00	0.00	0.00
515-1011	SHERIFF TRUST AC	427.34	0.39	0.00	427.73	427.60
515-1013	SHERIFF TOYS FOR	4,031.34	3.64	59.37CR	3,975.61	4,010.56
	FUND 515 TOTAL	31,721.99	3,318.77	20,456.28CR	14,584.48	15,807.19
ADULT-BASIC SUPERVISION						
600-1000	CSCD CASH-AIM BA	168,315.73	26,240.97	47,490.39CR	147,066.31	152,462.11
	FUND 600 TOTAL	168,315.73	26,240.97	47,490.39CR	147,066.31	152,462.11
DEBT SERVICE						
801-1001	CLAIM ON CASH-DE	0.00	56.42	0.00	56.42	19.52
	FUND 801 TOTAL	0.00	56.42	0.00	56.42	19.52
POOLED CASH						
999-1000	POOLED CASH	4,967,005.89	5,558,759.17	2,224,950.22CR	8,300,814.84	7,251,638.03
999-1103	POOLED INVESTMEN	0.00	0.00	0.00	0.00	0.00
	FUND 999 TOTAL	4,967,005.89	5,558,759.17	2,224,950.22CR	8,300,814.84	7,251,638.03
	REPORT TOTALS	11,573,199.54	14,691,269.85	7,488,712.68CR	18,775,756.71	16,396,527.64