

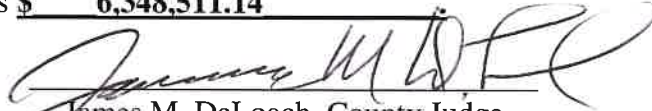
MINUTES OF COUNTY FINANCES
TREASURER'S REPORT

IN THE MATTER OF COUNTY FINANCES
IN THE HANDS OF JERRY YARBROUGH
TREASURER OF LAMB COUNTY, TEXAS

COMMISSIONER'S COURT
LAMB COUNTY, TEXAS
IN REGUAR SESSION,

2ND QUARTER 2017

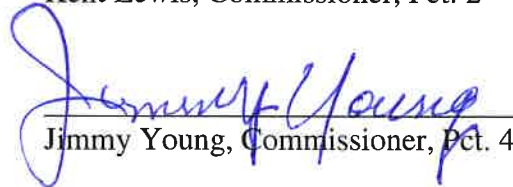
IN ACCORDANCE with Section 114.026, Local Government Code, we, the undersigned, constituting the entire Commissioners Court of said County, certify that on the 11th day of October, 2017, at the Regular term of Court, we compared and examined the quarterly report of JERRY YARBROUGH, Treasurer of Lamb County, Texas for the 2nd quarter, 2017, and finding the same correct, entered an order in the Minutes approving said Report, which states total cash and other assets on hand as \$ 6,348,511.14


James M. DeLoach, County Judge


Cory DeBerry, Commissioner Pct. 1


Kent Lewis, Commissioner, Pct. 2


Danny Short, Commissioner Pct. 3



Jimmy Young, Commissioner, Pct. 4

SWORN TO AND SUBSCRIBED BEFORE ME, by James M. DeLoach, County Judge, and County Commissioners of said Lamb County, each respectively, on this the 11th day of October, A. D., 2017.


Attest: Tonya Ritchie, County Clerk

FILED FOR RECORD THIS 11th DAY OF October, A.D. 2017, and recorded on the 11th day of October, A.D. 2017.




Tonya Ritchie, County Clerk and
Ex-Officio Clerk of the Commissioners
Court in and for Lamb County, Texas

By:

Deputy

QUARTERLY REPORT FOR PERIOD ENDING JUNE 30, 2017

SUBMITTED TO: COMMISSIONERS' COURT, LAMB COUNTY

PREPARED AND SUBMITTED BY: JERRY YARBROUGH
INVESTMENT OFFICER
COUNTY TREASURER


Signature

This report is made in accordance with provisions of Government Code 2256, the public Funds Investment Act, which requires quarterly reporting of investment transactions for the county funds to the commissioners' court. The investments held in Lamb County's portfolio comply with the Public Funds Investment Act and with the County's investment policy and strategies.

The cash availability in each account is monitored daily. The goal in each account is to maintain adequate monies to cover usual and customary monthly expenditures in each fund.

LAMB COUNTY

2ND QUARTER

ENDING

JUNE 30, 2017

QUARTERLY INVESTMENT REPORT

2ND QUARTER 2017

THE CASH IN OUR OPERATING ACCOUNTS (AIM BANK) IS MONITORED DAILY. ALL FUNDS ARE FIRST BASED ON THE NINETY DAY TREASURY BILL RATE ADJUSTED MONTHLY ON THE FIRST TUESDAY OF EACH MONTH.

AIM BANK

	<u>Amount on Deposit (All Accts.)</u>	<u>Interest Earned</u>	<u>Rate</u>
April	\$1,025,662.86	\$5,394.93	0.50%
May	\$935,599.64	\$6,289.28	0.50%
June	\$1,180,654.54	\$6,205.97	0.50%

Investors Cash Trust

	<u>Amount on Deposit</u>	<u>Interest Earned</u>	<u>Rate</u>
April	\$0.00	\$0.00	0.00%
May	\$0.00	\$0.00	0.00%
June	\$0.00	\$0.00	0.00%

TEXPOOL

	<u>Amount on Deposit</u>	<u>Interest Earned</u>	<u>Rate</u>
April	\$0.00	\$0.00	0.00%
May	\$0.00	\$0.00	0.00%
June	\$0.00	\$0.00	0.00%

Total interest earned for this quarter: \$18,355.97

Total interest earned Year to date: \$52,937.30
October 2016 through September 2017

FUND-ACCT. NO.	ACCOUNT NAME	CASH	INVESTMENTS	FUND TOTAL
010-GENERAL FUND				
=====				
010-1001	CLAIM ON CASH-GENERAL FUND	4,028,659.73		
010-1103	POOLED INVESTMENTS		0.00	
010-1105	TEXPOOL - GENERAL		0.00	
	TOTAL 010-GENERAL FUND	<u>4,028,659.73</u>	<u>0.00</u>	<u>4,028,659.73</u>
021-ROAD & BRIDGE 1				
=====				
021-1001	CLAIM ON CASH-R&B 1	237,924.53		
021-1103	POOLED INVESTMENTS		0.00	
021-1105	TEXPOOL - PRECINCT 1		0.00	
	TOTAL 021-ROAD & BRIDGE 1	<u>237,924.53</u>	<u>0.00</u>	<u>237,924.53</u>
022-ROAD & BRIDGE 2				
=====				
022-1001	CLAIM ON CASH-R&B 2	209,962.61		
022-1103	POOLED INVESTMENTS		0.00	
022-1105	INVESTMENT CD		0.00	
	TOTAL 022-ROAD & BRIDGE 2	<u>209,962.61</u>	<u>0.00</u>	<u>209,962.61</u>
023-ROAD & BRIDGE 3				
=====				
023-1001	CLAIM ON CASH-R&B 3	11,785.14		
023-1103	POOLED INVESTMENTS		0.00	
023-1105	INVESTMENT CD		0.00	
	TOTAL 023-ROAD & BRIDGE 3	<u>11,785.14</u>	<u>0.00</u>	<u>11,785.14</u>
024-ROAD & BRIDGE 4				
=====				
024-1001	CLAIM ON CASH-R&B 4	445,254.94		
024-1103	POOLED INVESTMENTS		0.00	
024-1105	INVESTMENT CD		0.00	
	TOTAL 024-ROAD & BRIDGE 4	<u>445,254.94</u>	<u>0.00</u>	<u>445,254.94</u>
055-LAMB HEALTHCARE CENTER				
=====				
055-1000	HOSPITAL CASH	221,634.83		
055-1001	LAMB CO HOSPITAL CASH	0.00		
055-1103	SECURITY STATE CD		0.00	
055-1105	TEXPOOL - HOSPITAL		0.00	
	TOTAL 055-LAMB HEALTHCARE CENTER	<u>221,634.83</u>	<u>0.00</u>	<u>221,634.83</u>

FUND-ACCT. NO.	ACCOUNT NAME	CASH	INVESTMENTS	FUND TOTAL
056-BAIL BOND BOARD ACCOUNT				
=====				
056-1001	CLAIM ON CASH-BAIL BOND (APPLI	7,329.92		
	TOTAL 056-BAIL BOND BOARD ACCOUNT	7,329.92	0.00	7,329.92
057-JURY FUND				
=====				
057-1001	CLAIM ON CASH-JURY FUND	36,386.28		
057-1103	POOLED INVESTMENTS		0.00	
057-1105	INVESTMENT		0.00	
	TOTAL 057-JURY FUND	36,386.28	0.00	36,386.28
059-GRANTS FUND				
=====				
059-1001	CLAIM ON CASH-GRANT FUND	(61,814.79)		
	TOTAL 059-GRANTS FUND	(61,814.79)	0.00	(61,814.79)
060-LIBRARY GRANTS				
=====				
060-1001	CLAIM ON CASH-LIBRARY GRANTS	0.00		
	TOTAL 060-LIBRARY GRANTS	0.00	0.00	0.00
062-TEXAS CAPITAL FUND GRANT				
=====				
062-1000	TEXAS CAPITAL FUND GRANT CASH	0.00		
	TOTAL 062-TEXAS CAPITAL FUND GRANT	0.00	0.00	0.00
063-EDA GRANT				
=====				
063-1001	CLAIM ON CASH-EDA GRANT	0.00		
	TOTAL 063-EDA GRANT	0.00	0.00	0.00
083-CHILD ABUSE PREV/FAM PROT				
=====				
083-1001	CLAIM ON CASH-CHILD ABUSE/FAM	9,320.00		
	TOTAL 083-CHILD ABUSE PREV/FAM PROT	9,320.00	0.00	9,320.00
084-COURT HOUSE SECURITY				
=====				
084-1001	CLAIM ON CASH-COURT HOUSE SECU	28,980.04		
084-1103	POOLED INVESTMENTS		0.00	
	TOTAL 084-COURT HOUSE SECURITY	28,980.04	0.00	28,980.04
085-COMM COURT RECORDS PRES				
=====				
085-1001	CLAIM ON CASH-CC RECORDS PRES	35,969.30		
085-1103	POOLED INVESTMENTS		0.00	
	TOTAL 085-COMM COURT RECORDS PRES	35,969.30	0.00	35,969.30

FUND-ACCT. NO.	ACCOUNT NAME	CASH	INVESTMENTS	FUND TOTAL
086-COUNTY CLERK RECORDS PRES				
=====				
086-1001	CLAIM ON CASH-CO CLERK RECORDS	6,114.85		
086-1103	POOLED INVESTMENTS		0.00	
	TOTAL 086-COUNTY CLERK RECORDS PRES	6,114.85	0.00	6,114.85
087-DIST CLERK RECORDS PRES				
=====				
087-1001	CLAIM ON CASH-DIST CLERK RECOR	8,002.94		
087-1103	POOLED INVESTMENTS		0.00	
	TOTAL 087-DIST CLERK RECORDS PRES	8,002.94	0.00	8,002.94
088-COUNTY & DISTRICT TECH FU				
=====				
088-1001	CLAIM ON CASH-CO & DIST TECH	2,480.36		
	TOTAL 088-COUNTY & DISTRICT TECH FU	2,480.36	0.00	2,480.36
089-DIST COURTS TECH/ARCHIVE				
=====				
089-1001	CLAIM ON CASH-DIST COURT ARCHI	7,008.25		
	TOTAL 089-DIST COURTS TECH/ARCHIVE	7,008.25	0.00	7,008.25
131-JP TECHNOLOGY FUND				
=====				
131-1001	CLAIM ON CASH-JP TECHNOLOGY	22,129.36		
131-1103	POOLED INVESTMENTS		0.00	
	TOTAL 131-JP TECHNOLOGY FUND	22,129.36	0.00	22,129.36
133-JP SECURITY FUND				
=====				
133-1001	CLAIM ON CASH-JP SECURITY	13,614.92		
133-1103	POOLED INVESTMENTS		0.00	
	TOTAL 133-JP SECURITY FUND	13,614.92	0.00	13,614.92
140-JUVENILE PROBATION FUND				
=====				
140-1001	CLAIM ON CASH-JUV PROBATION	(11,043.44)		
140-1003	JPO RESTITUTION ACCT	150.00		
	TOTAL 140-JUVENILE PROBATION FUND	(10,893.44)	0.00	(10,893.44)
141-JPO-GRANT FUND				
=====				
141-1001	CLAIM ON CASH-STAND GRANT	(12,606.10)		
	TOTAL 141-JPO-GRANT FUND	(12,606.10)	0.00	(12,606.10)

FUND-ACCT. NO.	ACCOUNT NAME	CASH	INVESTMENTS	FUND TOTAL
142-TITLE IV-E FUND				
=====				
142-1000	IV-E CASH ACCOUNT	51,497.42		
142-1001	CLAIM ON CASH- IV-E	0.00		
	TOTAL 142-TITLE IV-E FUND	51,497.42	0.00	51,497.42
144-JPO-STATE AID				
=====				
144-1001	CLAIM ON CASH-JPO STATE AID	11,772.34		
	TOTAL 144-JPO-STATE AID	11,772.34	0.00	11,772.34
150-CO CLERK ELECTION ADMIN				
=====				
150-1001	CLAIM ON CASH-ELECTION ADMIN	3,300.83		
	TOTAL 150-CO CLERK ELECTION ADMIN	3,300.83	0.00	3,300.83
151-CO CLERK RECORDS ARCHIVE				
=====				
151-1001	CLAIM ON CASH-CO CLERK ARCHIVE	88,643.99		
	TOTAL 151-CO CLERK RECORDS ARCHIVE	88,643.99	0.00	88,643.99
165-TAX A/C- VOTER REG FUND				
=====				
165-1000	CASH-TAX A/C VOTER REG ACCT	6.57		
	TOTAL 165-TAX A/C- VOTER REG FUND	6.57	0.00	6.57
171-VCLG GRANT				
=====				
171-1001	CLAIM ON CASH-VCLG GRANT	(4,192.78)		
	TOTAL 171-VCLG GRANT	(4,192.78)	0.00	(4,192.78)
173-PRE-TRIAL DIVERSION				
=====				
173-1001	CLAIM ON CASH-PRE-TRIAL DIVERS	63,491.11		
173-1103	POOLED INVESTMENTS		0.00	
	TOTAL 173-PRE-TRIAL DIVERSION	63,491.11	0.00	63,491.11
174-DWI VIDEO FUND				
=====				
174-1001	CLAIM ON CASH-DWI VIDEO	4,046.41		
	TOTAL 174-DWI VIDEO FUND	4,046.41	0.00	4,046.41
175-CO ATTY DRUG FORFEITURE				
=====				
175-1000	CO ATTY DRUG FORFEITURE ACCT	50,519.57		
175-1001	CLAIM ON CASH-CA FORFEITURE	(4,367.47)		
	TOTAL 175-CO ATTY DRUG FORFEITURE	46,152.10	0.00	46,152.10

FUND-ACCT. NO.	ACCOUNT NAME	CASH	INVESTMENTS	FUND TOTAL
176-CO ATTY HOT CK FEE FUND				
=====				
176-1000	CO ATTY HOT CHECK FEE FUND	5,037.57		
176-1001	CLAIM ON CASH-HOT CK FEE FUND	(3,105.71)		
	TOTAL 176-CO ATTY HOT CK FEE FUND	1,931.86	0.00	1,931.86
180-SHERIFF COMMISSARY FUND				
=====				
180-1000	SHERIFF COMMISSARY ACCT	31,506.57		
	TOTAL 180-SHERIFF COMMISSARY FUND	31,506.57	0.00	31,506.57
181-SHERIFF FORFEITURE-STATE				
=====				
181-1000	SHERIFF FORFEITURE-STATE CASH	80,687.91		
	TOTAL 181-SHERIFF FORFEITURE-STATE	80,687.91	0.00	80,687.91
182-SHERIFF FORFEITURE-FEDERA				
=====				
182-1000	SHERIFF FOREFITURE-FED CASH	0.00		
	TOTAL 182-SHERIFF FORFEITURE-FEDERA	0.00	0.00	0.00
190-COUNTY LIBRARY-LITTLEFIEL				
=====				
190-1000	LFD-LAMB CO LIBRARY ADV BOARD	0.00		
190-1001	CLAIM ON CASH-LFD LIBRARY	2,508.35		
	TOTAL 190-COUNTY LIBRARY-LITTLEFIEL	2,508.35	0.00	2,508.35
191-OLTON LIBRARY				
=====				
191-1000	OLTON LIBRARY LOCAL DONATIONS	0.00		
191-1001	CLAIM ON CASH-OLT LIBRARY	6,311.10		
	TOTAL 191-OLTON LIBRARY	6,311.10	0.00	6,311.10
195-HISTORICAL COMMISSION				
=====				
195-1001	CLAIM ON CASH-HISTORICAL COMMI	8.47		
	TOTAL 195-HISTORICAL COMMISSION	8.47	0.00	8.47
301-CAPITAL PROJECTS				
=====				
301-1001	CLAIM ON CASH-CAP PROJECTS	7.18		
301-1103	POOLED INVESTMENTS		0.00	
	TOTAL 301-CAPITAL PROJECTS	7.18	0.00	7.18

FUND-ACCT. NO.	ACCOUNT NAME	CASH	INVESTMENTS	FUND TOTAL
502-DISTRICT CLERK				
=====				
502-1002	DIST CLERK ACCOUNT	306,921.63		
502-1004	DIST CLERK-CIVIL FEES	8,968.45		
502-1005	DIST CLERK-CRIMINAL FEES	34,974.98		
502-1006	DISTRICT CLERK TRUST ACCOUNTS	23,094.95		
	TOTAL 502-DISTRICT CLERK	373,960.01	0.00	373,960.01
504-COUNTY CLERK				
=====				
504-1002	CO CLERK CASH BOND-CRIMINAL	18,484.00		
504-1004	CO CLERK-GENERAL FUND CASH	243.10		
504-1005	CO CLERK-CRIM PARTIAL PMT	2,069.32		
504-1006	CO CLERK-TRUST ACCOUNTS	0.00		
	TOTAL 504-COUNTY CLERK	20,796.42	0.00	20,796.42
505-TAX ACCESSOR/COLLECTOR				
=====				
505-1004	TAX A/C- AUTO ACCT AIM BANK	139,757.63		
505-1005	TAX A/C- AUTO ACCT FIRST UNITE	59.59		
505-1006	TAX A/C-AUTO ACCT HAPPY STATE	109.11		
505-1007	TAX A/C- TAX ACCOUNT	5,162.06		
505-1008	TAX A/C- ESCROW ACCOUNT	1,936.27		
	TOTAL 505-TAX ACCESSOR/COLLECTOR	147,024.66	0.00	147,024.66
506-COUNTY TREASURER				
=====				
506-1002	LAMB CO CAFETERIA PLAN ACCT	4,701.47		
506-1006	SPADE ACCOUNT-GRANT	0.00		
506-1007	CASH-LAMB CO BAIL BONDS ACCT	13,421.24		
506-1008	TREAS CASH BOND ACCOUNT	16,500.00		
	TOTAL 506-COUNTY TREASURER	34,622.71	0.00	34,622.71
507-COUNTY ATTORNEY				
=====				
507-1006	CO ATTY SEIZURE ACCOUNT	4,815.52		
507-1007	CO ATTY TRUST HOT CHECK FUND	(1,310.86)		
	TOTAL 507-COUNTY ATTORNEY	3,504.66	0.00	3,504.66
509-ADULT PROBATION				
=====				
509-1002	154th J.D. -PTAF CASH ACCOUNT	3,806.00		
509-1004	LAMB COUNTY PTAF-CASH ACCOUNT	0.00		
	TOTAL 509-ADULT PROBATION	3,806.00	0.00	3,806.00

FUND-ACCT. NO.	ACCOUNT NAME	CASH	INVESTMENTS	FUND TOTAL
511-JUSTICE OF THE PEACE				
=====				
511-1011	JP 1 CASH ACCOUNT	2,163.54		
511-1012	JP 2 CASH ACCOUNT	6.70		
511-1013	JP 3 CASH ACCOUNT	1,556.39		
511-1014	JP 4 CASH ACCOUNT	259.41		
	TOTAL 511-JUSTICE OF THE PEACE	3,986.04	0.00	3,986.04
515-SHERIFF				
=====				
515-1003	SHERIFF BOND FEES-0244716	0.00		
515-1006	SHERIFF SEIZURE-STATE CASH	1.00		
515-1007	SHERIFF PETTY CASH ACCT	0.00		
515-1008	SHERIFF LEOSE CASH ACCOUNT	8,133.66		
515-1009	SHERIFF PRISONER TRUST CASH	9,696.28		
515-1010	SHERIFF UNCLAIMED PRISONER ACC	0.00		
515-1011	SHERIFF TRUST ACCOUNT	1,341.83		
515-1013	SHERIFF TOYS FOR KIDS CASH ACC	9,580.73		
	TOTAL 515-SHERIFF	28,753.50	0.00	28,753.50
600-CSCD-BASIC SUPERVISION				
=====				
600-1000	CSCD CASH-AIM BANK	0.00		
600-1001	CLAIM ON CASH-CSCD BASIC SUPER	87,952.04		
	TOTAL 600-CSCD-BASIC SUPERVISION	87,952.04	0.00	87,952.04
601-CSCD-CCP COMMUNITY CORRE				
=====				
601-1000	CCP COMMUNITY CORRECTIONS	0.00		
601-1001	CLAIM ON CASH-CSCD CCP COMMUNI	8,226.03		
	TOTAL 601-CSCD-CCP COMMUNITY CORRE	8,226.03	0.00	8,226.03
801-DEBT SERVICE				
=====				
801-1001	CLAIM ON CASH-DEBT SERVICE	955.97		
801-1103	POOLED INVESTMENTS		0.00	
801-1105	DEBT SERVICE INVESTMENT		0.00	
	TOTAL 801-DEBT SERVICE	955.97	0.00	955.97
TOTAL CASH & INVESTMENTS				
		6,348,511.14	0.00	6,348,511.14
=====				

*** END OF REPORT ***

		BEGINNING BALANCE	TOTAL DEBITS	TOTAL CREDITS	ENDING BALANCE	AVERAGE DAILY BALANCE
GENERAL FUND						
010-1001	CLAIM ON CASH-GE	5,172,762.50	379,098.62	1,523,201.39CR	4,028,659.73	4,660,413.76
010-1105	TEXPOOL - GENERA	11.26	0.00	11.26CR	0.00	10.89
	FUND 010 TOTAL	5,172,773.76	379,098.62	1,523,212.65CR	4,028,659.73	4,660,424.65
ROAD & BRIDGE 1						
021-1001	CLAIM ON CASH-R&	358,190.96	126,582.56	246,848.99CR	237,924.53	372,704.17
021-1105	TEXPOOL - PRECIN	7.83	0.00	7.83CR	0.00	7.57
	FUND 021 TOTAL	358,198.79	126,582.56	246,856.82CR	237,924.53	372,711.74
ROAD & BRIDGE 2						
022-1001	CLAIM ON CASH-R&	250,059.66	54,057.55	94,154.60CR	209,962.61	233,718.55
	FUND 022 TOTAL	250,059.66	54,057.55	94,154.60CR	209,962.61	233,718.55
ROAD & BRIDGE 3						
023-1001	CLAIM ON CASH-R&	104,793.54	53,637.94	146,646.34CR	11,785.14	52,442.64
	FUND 023 TOTAL	104,793.54	53,637.94	146,646.34CR	11,785.14	52,442.64
ROAD & BRIDGE 4						
024-1001	CLAIM ON CASH-R&	461,363.80	55,868.12	71,976.98CR	445,254.94	456,626.80
	FUND 024 TOTAL	461,363.80	55,868.12	71,976.98CR	445,254.94	456,626.80
LAMB HEALTHCARE CENTER						
055-1000	HOSPITAL CASH	335,807.33	2,325,021.78	2,439,194.28CR	221,634.83	269,268.12
055-1105	TEXPOOL - HOSPIT	10.20	0.00	10.20CR	0.00	9.86
	FUND 055 TOTAL	335,817.53	2,325,021.78	2,439,204.48CR	221,634.83	269,277.98
BAIL BOND BOARD ACCOUNT						
056-1001	CLAIM ON CASH-BA	7,309.66	20.26	0.00	7,329.92	7,316.14
	FUND 056 TOTAL	7,309.66	20.26	0.00	7,329.92	7,316.14
JURY FUND						
057-1001	CLAIM ON CASH-JU	37,082.40	5,693.88	6,390.00CR	36,386.28	36,531.60
	FUND 057 TOTAL	37,082.40	5,693.88	6,390.00CR	36,386.28	36,531.60

6,216,755.63 +

131,755.51 +

6,348,511.14

		BEGINNING BALANCE	TOTAL DEBITS	TOTAL CREDITS	ENDING BALANCE	AVERAGE DAILY BALANCE
GRANTS FUND						
059-1001	CLAIM ON CASH-GR	0.00	0.00	61,814.79CR	61,814.79CR	7,214.18CR
	FUND 059 TOTAL	0.00	0.00	61,814.79CR	61,814.79CR	7,214.18CR
LIBRARY GRANTS						
060-1001	CLAIM ON CASH-LI	0.00	0.00	0.00	0.00	0.00
	FUND 060 TOTAL	0.00	0.00	0.00	0.00	0.00
EMERGENCY FOOD & SHELTER						
061-1000	PUBLIC ASST FOOD	0.00	0.00	0.00	0.00	0.00
	FUND 061 TOTAL	0.00	0.00	0.00	0.00	0.00
TEXAS CAPITAL FUND GRANT						
062-1000	TEXAS CAPITAL FU	0.00	40,199.14	40,199.14CR	0.00	0.00
	FUND 062 TOTAL	0.00	40,199.14	40,199.14CR	0.00	0.00
EDA GRANT						
063-1001	CLAIM ON CASH-ED	0.00	18,950.16	18,950.16CR	0.00	0.00
	FUND 063 TOTAL	0.00	18,950.16	18,950.16CR	0.00	0.00
CHILD ABUSE PREV/FAM PROT						
083-1001	CLAIM ON CASH-CH	9,140.00	180.00	0.00	9,320.00	9,251.59
	FUND 083 TOTAL	9,140.00	180.00	0.00	9,320.00	9,251.59
COURT HOUSE SECURITY						
084-1001	CLAIM ON CASH-CO	27,818.20	1,640.16	478.32CR	28,980.04	28,338.67
	FUND 084 TOTAL	27,818.20	1,640.16	478.32CR	28,980.04	28,338.67
COMM COURT RECORDS PRES						
085-1001	CLAIM ON CASH-CC	37,700.64	1,740.41	3,471.75CR	35,969.30	35,489.75
	FUND 085 TOTAL	37,700.64	1,740.41	3,471.75CR	35,969.30	35,489.75

		BEGINNING BALANCE	TOTAL DEBITS	TOTAL CREDITS	ENDING BALANCE	AVERAGE DAILY BALANCE
COUNTY CLERK RECORDS PRES						
086-1001	CLAIM ON CASH-CO	7,013.59	5,606.72	6,505.46CR	6,114.85	6,571.76
	FUND 086 TOTAL	7,013.59	5,606.72	6,505.46CR	6,114.85	6,571.76
DIST CLERK RECORDS PRES						
087-1001	CLAIM ON CASH-DI	7,639.74	363.20	0.00	8,002.94	7,825.68
	FUND 087 TOTAL	7,639.74	363.20	0.00	8,002.94	7,825.68
COUNTY & DISTRICT TECH FU						
088-1001	CLAIM ON CASH-CO	2,316.65	163.71	0.00	2,480.36	2,419.57
	FUND 088 TOTAL	2,316.65	163.71	0.00	2,480.36	2,419.57
DIST COURTS TECH/ARCHIVE						
089-1001	CLAIM ON CASH-DI	6,701.30	306.95	0.00	7,008.25	6,833.91
	FUND 089 TOTAL	6,701.30	306.95	0.00	7,008.25	6,833.91
JP TECHNOLOGY FUND						
131-1001	CLAIM ON CASH-JP	21,255.55	873.81	0.00	22,129.36	21,593.78
	FUND 131 TOTAL	21,255.55	873.81	0.00	22,129.36	21,593.78
JP SECURITY FUND						
133-1001	CLAIM ON CASH-JP	13,374.77	240.15	0.00	13,614.92	13,465.89
	FUND 133 TOTAL	13,374.77	240.15	0.00	13,614.92	13,465.89
CO CLERK ELECTION ADMIN						
150-1001	CLAIM ON CASH-EL	2,285.13	1,015.70	0.00	3,300.83	3,074.98
	FUND 150 TOTAL	2,285.13	1,015.70	0.00	3,300.83	3,074.98
CO CLERK RECORDS ARCHIVE						
151-1001	CLAIM ON CASH-CO	83,105.98	5,538.01	0.00	88,643.99	85,779.98
	FUND 151 TOTAL	83,105.98	5,538.01	0.00	88,643.99	85,779.98

	BEGINNING BALANCE	TOTAL DEBITS	TOTAL CREDITS	ENDING BALANCE	AVERAGE DAILY BALANCE
TAX A/C- VOTER REG FUND					
165-1000 CASH-TAX A/C VOT	6.57	0.00	0.00	6.57	6.57
FUND 165 TOTAL	6.57	0.00	0.00	6.57	6.57
PRE-TRIAL DIVERSION					
173-1001 CLAIM ON CASH-PR	63,213.13	3,303.11	3,025.13CR	63,491.11	63,691.01
FUND 173 TOTAL	63,213.13	3,303.11	3,025.13CR	63,491.11	63,691.01
DWI VIDEO FUND					
174-1001 CLAIM ON CASH-DW	3,928.22	118.19	0.00	4,046.41	4,005.56
FUND 174 TOTAL	3,928.22	118.19	0.00	4,046.41	4,005.56
CO ATTY DRUG FORFEITURE					
175-1000 CO ATTY DRUG FOR	50,519.57	0.00	0.00	50,519.57	50,519.57
175-1001 CLAIM ON CASH-CA	4,367.47CR	0.00	0.00	4,367.47CR	4,367.47CR
FUND 175 TOTAL	46,152.10	0.00	0.00	46,152.10	46,152.10
CO ATTY HOT CK FEE FUND					
176-1000 CO ATTY HOT CHEC	5,037.57	0.00	0.00	5,037.57	5,037.57
176-1001 CLAIM ON CASH-HO	3,105.71CR	0.00	0.00	3,105.71CR	3,105.71CR
FUND 176 TOTAL	1,931.86	0.00	0.00	1,931.86	1,931.86
SHERIFF COMMISSARY FUND					
180-1000 SHERIFF COMMISSA	28,233.35	7,850.55	4,577.33CR	31,506.57	29,051.74
FUND 180 TOTAL	28,233.35	7,850.55	4,577.33CR	31,506.57	29,051.74
SHERIFF FORFEITURE-STATE					
181-1000 SHERIFF FORFEITU	75,786.88	4,901.03	0.00	80,687.91	75,904.48
FUND 181 TOTAL	75,786.88	4,901.03	0.00	80,687.91	75,904.48
SHERIFF FORFEITURE-FEDERA					
182-1000 SHERIFF FOREFITU	0.00	0.00	0.00	0.00	0.00
FUND 182 TOTAL	0.00	0.00	0.00	0.00	0.00

		BEGINNING BALANCE	TOTAL DEBITS	TOTAL CREDITS	ENDING BALANCE	AVERAGE DAILY BALANCE
COUNTY LIBRARY-LITTLEFIEL						
190-1000	LFD-LAMB CO LIBR	0.00	0.00	0.00	0.00	0.00
190-1001	CLAIM ON CASH-LF	1,918.23	1,199.25	609.13CR	2,508.35	2,289.29
	FUND 190 TOTAL	1,918.23	1,199.25	609.13CR	2,508.35	2,289.29
OLTON LIBRARY						
191-1000	OLTON LIBRARY LO	0.00	0.00	0.00	0.00	0.00
191-1001	CLAIM ON CASH-OL	6,161.10	500.00	350.00CR	6,311.10	6,156.15
	FUND 191 TOTAL	6,161.10	500.00	350.00CR	6,311.10	6,156.15
HISTORICAL COMMISSION						
195-1001	CLAIM ON CASH-HI	8.47	0.00	0.00	8.47	8.47
	FUND 195 TOTAL	8.47	0.00	0.00	8.47	8.47
CAPITAL PROJECTS						
301-1001	CLAIM ON CASH-CA	7.18	0.00	0.00	7.18	7.18
	FUND 301 TOTAL	7.18	0.00	0.00	7.18	7.18
DISTRICT CLERK						
502-1002	DIST CLERK ACCOU	305,421.63	1,500.00	0.00	306,921.63	305,438.11
502-1004	DIST CLERK-CIVIL	1,377.25	7,591.20	0.00	8,968.45	4,815.46
502-1005	DIST CLERK-CRIMI	15,925.20	19,049.78	0.00	34,974.98	25,459.95
502-1006	DISTRICT CLERK T	23,094.95	0.00	0.00	23,094.95	23,094.95
	FUND 502 TOTAL	345,819.03	28,140.98	0.00	373,960.01	358,808.47
COUNTY CLERK						
504-1002	CO CLERK CASH BO	18,784.00	0.00	300.00CR	18,484.00	18,586.20
504-1003	CO CLERK CASH BO	0.00	0.00	0.00	0.00	0.00
504-1004	CO CLERK-GENERAL	80.10	7,858.00	7,695.00CR	243.10	84.34
504-1005	CO CLERK-CRIM PA	1,724.32	1,510.00	1,165.00CR	2,069.32	1,785.53
504-1006	CO CLERK-TRUST A	0.00	0.00	0.00	0.00	0.00
	FUND 504 TOTAL	20,588.42	9,368.00	9,160.00CR	20,796.42	20,456.07
TAX ACCESSOR/COLLECTOR						
505-1004	TAX A/C- AUTO AC	151,443.29	197,406.73	209,092.39CR	139,757.63	132,722.68

		BEGINNING BALANCE	TOTAL DEBITS	TOTAL CREDITS	ENDING BALANCE	AVERAGE DAILY BALANCE
505-1005	TAX A/C- AUTO AC	59.59	0.00	0.00	59.59	59.59
505-1006	TAX A/C-AUTO ACC	109.11	0.00	0.00	109.11	109.11
505-1007	TAX A/C- TAX ACC	5,162.06	0.00	0.00	5,162.06	5,162.06
505-1008	TAX A/C- ESCROW	1,936.27	0.00	0.00	1,936.27	1,936.27
FUND 505 TOTAL		158,710.32	197,406.73	209,092.39CR	147,024.66	139,989.71
COUNTY TREASURER						
506-1002	LAMB CO CAFETERI	2,245.60	6,696.68	4,240.81CR	4,701.47	3,104.14
506-1006	SPADE ACCOUNT-GR	0.00	0.00	0.00	0.00	0.00
506-1007	CASH-LAMB CO BAI	13,384.85	36.39	0.00	13,421.24	13,396.51
506-1008	TREAS CASH BOND	15,000.00	1,500.00	0.00	16,500.00	16,170.33
FUND 506 TOTAL		30,630.45	8,233.07	4,240.81CR	34,622.71	32,670.98
COUNTY ATTORNEY						
507-1006	CO ATTY SEIZURE	4,815.52	0.00	0.00	4,815.52	4,815.52
507-1007	CO ATTY TRUST HO	1,310.86CR	0.00	0.00	1,310.86CR	1,310.86CR
FUND 507 TOTAL		3,504.66	0.00	0.00	3,504.66	3,504.66
ADULT PROBATION						
509-1002	154th J.D. -PTAF	3,736.00	2,820.00	2,750.00CR	3,806.00	4,523.03
509-1004	LAMB COUNTY PTAF	0.00	0.00	0.00	0.00	0.00
FUND 509 TOTAL		3,736.00	2,820.00	2,750.00CR	3,806.00	4,523.03
JUSTICE OF THE PEACE						
511-1011	JP 1 CASH ACCOUN	3,255.22	2,839.32	3,931.00CR	2,163.54	1,599.79
511-1012	JP 2 CASH ACCOUN	1,318.68CR	8,389.94	7,064.56CR	6.70	1,395.20CR
511-1013	JP 3 CASH ACCOUN	636.18	41,075.54	40,155.33CR	1,556.39	1,597.85
511-1014	JP 4 CASH ACCOUN	1,276.92	11,438.49	12,456.00CR	259.41	1,795.50
FUND 511 TOTAL		3,849.64	63,743.29	63,606.89CR	3,986.04	3,597.94
SHERIFF						
515-1003	SHERIFF BOND FEE	0.00	0.00	0.00	0.00	0.00
515-1006	SHERIFF SEIZURE-	1.00	890.00	890.00CR	1.00	18.56CR
515-1007	SHERIFF PETTY CA	0.00	0.00	0.00	0.00	0.00
515-1008	SHERIFF LEOSE CA	17,108.47	25.19	9,000.00CR	8,133.66	9,007.85
515-1009	SHERIFF PRISONER	7,765.16	14,987.26	13,056.14CR	9,696.28	8,256.58

	BEGINNING BALANCE	TOTAL DEBITS	TOTAL CREDITS	ENDING BALANCE	AVERAGE DAILY BALANCE
515-1010 SHERIFF UNCLAI ME	0.00	0.00	0.00	0.00	0.00
515-1011 SHERIFF TRUST AC	1,341.83	0.00	0.00	1,341.83	1,341.83
515-1013 SHERIFF TOYS FOR	9,554.75	25.98	0.00	9,580.73	9,563.07
FUND 515 TOTAL	35,771.21	15,928.43	22,946.14CR	28,753.50	28,150.77
DEBT SERVICE					
801-1001 CLAIM ON CASH-DE	940.36	15.61	0.00	955.97	946.12
FUND 801 TOTAL	940.36	15.61	0.00	955.97	946.12
REPORT TOTALS	7,776,647.87	3,420,327.07	4,980,219.31CR	6,216,755.63	7,124,333.64

SELECTION CRITERIA

PRINT CURRENT

FUND: Exclude: 999
ACCOUNT TYPE: ALL CASH
TRANSACTION DATES: 4/01/2017 THRU 6/30/2017
PERIOD 13: EXCLUDE

PRINT OPTIONS

REPORT TYPE: SUMMARY
RECAP ONLY: YES
DESCRIPTIONS: NO

*** END OF REPORT ***

		BEGINNING BALANCE	TOTAL DEBITS	TOTAL CREDITS	ENDING BALANCE	AVERAGE DAILY BALANCE
JUVENILE PROBATION FUND						
140-1000	JUVENILE PROB CA	0.00	0.00	0.00	0.00	0.00
140-1001	CLAIM ON CASH-JU	20,729.57CR	67,026.79	57,340.66CR	11,043.44CR	25,236.32CR
140-1003	JPO RESTITUTION	0.00	150.00	0.00	150.00	81.26
140-1004	JPO-4-H ACTION F	0.00	0.00	0.00	0.00	0.00
	FUND 140 TOTAL	20,729.57CR	67,176.79	57,340.66CR	10,893.44CR	25,155.06CR
JPO-GRANT FUND						
141-1000	CASH-STAND ACCOU	0.00	0.00	0.00	0.00	0.00
141-1001	CLAIM ON CASH-ST	15,587.06CR	31,278.44	28,297.48CR	12,606.10CR	13,870.78CR
	FUND 141 TOTAL	15,587.06CR	31,278.44	28,297.48CR	12,606.10CR	13,870.78CR
TITLE IV-E FUND						
142-1000	IV-E CASH ACCOUN	47,221.13	4,276.29	0.00	51,497.42	50,857.27
142-1001	CLAIM ON CASH- I	0.00	0.00	0.00	0.00	0.00
	FUND 142 TOTAL	47,221.13	4,276.29	0.00	51,497.42	50,857.27
LAMB COUNTY 4-H ACTION						
143-1000	LAMB COUNTY 4H A	0.00	0.00	0.00	0.00	0.00
	FUND 143 TOTAL	0.00	0.00	0.00	0.00	0.00
JPO-STATE AID						
144-1001	CLAIM ON CASH-JP	11,801.46	36,891.00	36,920.12CR	11,772.34	10,867.28
	FUND 144 TOTAL	11,801.46	36,891.00	36,920.12CR	11,772.34	10,867.28
VCLG GRANT						
171-1001	CLAIM ON CASH-VC	2,717.72CR	5,020.47	6,495.53CR	4,192.78CR	3,322.28CR
	FUND 171 TOTAL	2,717.72CR	5,020.47	6,495.53CR	4,192.78CR	3,322.28CR
CSCD-BASIC SUPERVISION						
600-1000	CSCD CASH-AIM BA	0.00	0.00	0.00	0.00	0.00
600-1001	CLAIM ON CASH-CS	71,657.32	53,951.05	37,656.33CR	87,952.04	76,981.85
	FUND 600 TOTAL	71,657.32	53,951.05	37,656.33CR	87,952.04	76,981.85

	BEGINNING BALANCE	TOTAL DEBITS	TOTAL CREDITS	ENDING BALANCE	AVERAGE DAILY BALANCE
CSCD-CCP COMMUNITY CORRE 601-1001 CLAIM ON CASH-CS	7,424.96	8,214.00	7,412.93CR	8,226.03	5,744.08
FUND 601 TOTAL	7,424.96	8,214.00	7,412.93CR	8,226.03	5,744.08
CSCD-DP 603-1001 CLAIM ON CASH-DP	0.00	0.00	0.00	0.00	0.00
FUND 603 TOTAL	0.00	0.00	0.00	0.00	0.00
REPORT TOTALS	99,070.52	206,808.04	174,123.05CR	131,755.51	102,102.36

SELECTION CRITERIA

PRINT CURRENT

FUND: Exclude: 999
ACCOUNT TYPE: ALL CASH
TRANSACTION DATES: 4/01/2017 THRU 6/30/2017
PERIOD 13: EXCLUDE

PRINT OPTIONS

REPORT TYPE: SUMMARY
RECAP ONLY: YES
DESCRIPTIONS: NO

*** END OF REPORT ***

Investment Portfolio Pledged Securities
 AIM BANK
 LITTLEFIELD, TX

InTrader (pledged)
 Last : 03/31/2017
 As-of: 04/30/2017
 2AIM 1018373

Sec ID	Ticket	Security Description Line 1	Rate	Maturity	Grp	Original Face S & P	Priced Pledged	Book Value Market Value
PLEGGED TO: lambc								
*LAMB COUNTY								
TIB	164039076	FNMA #AH5614	3.5	02/01/2026	305	2,610,000.00	04/25/2017	884,668.52
TIB	164038151	FNMA #AL4195	3.5	06/01/2027	305	855,583.37	07/08/2015	897,283.45
TIB	163004673	FNMA #AL7281	3.5	09/01/2030	305	5,425,000.00	04/25/2017	2,343,276.16
TIB	164029772	FNMA #AP7539	3	09/01/2027	305	2,271,171.80	12/19/2014	2,375,868.57
TIB	164024221	FNMA #890329	4	04/01/2026	305	3,000,000.00	04/25/2017	2,429,630.62
TIB	164033938	FNMA #MA1322	3	01/01/2023	305	2,322,482.97	11/01/2016	2,392,484.84
TIB	164039076	FNMA #MA0695	4	04/01/2026	305	2,450,000.00	04/25/2017	1,127,694.45
TIB	164039076	FNMA #MA1322	3	01/01/2023	305	1,075,915.69	11/28/2013	1,111,228.30
TIB	164039076	FNMA #MA1322	4	04/01/2026	305	1,775,000.00	04/25/2017	543,187.86
TIB	164039076	FNMA #MA1322	4	04/01/2026	305	510,601.15	04/09/2013	543,270.23
TIB	164039076	FNMA #MA1322	4	04/01/2026	305	900,000.00	04/25/2017	271,879.25
TIB	164039076	FNMA #MA1322	4	04/01/2026	305	251,976.65	02/04/2013	267,742.04
TIB	164039076	FNMA #MA1322	4	04/01/2026	305	1,452,000.00	04/25/2017	498,409.79
TIB	164039076	FNMA #MA1322	3	01/01/2023	305	490,702.43	04/09/2014	505,492.67
TIB	163004787	ALABAMA FED AID HWY FIN AUTH S	5	09/01/2035	400	750,000.00 AAA	04/25/2017	854,897.97
TIB	018106KFO	ALLEN TX ISD CALL	5	02/15/2035	400	500,000.00 AAA	12/01/2016	878,085.00
TIB	204070344	GO	5	02/15/2035	400	500,000.00 AAA	04/25/2017	585,154.76
TIB	413951HZ0	HARRIS CO TX MUD #304 BQ CALL	4	09/01/2032	400	610,000.00 AA	04/25/2017	641,343.85
TIB	204056765	GO	4	09/01/2032	400	610,000.00	07/13/2016	633,180.00
TIB	158016054	FHMS KJ02 A2	2.597	09/25/2020	800	1,000,000.00	04/25/2017	1,021,779.48
TIB	158016054	FHMS KJ02 A2	2.597	09/25/2020	800	1,000,000.00	05/02/2016	1,016,911.20
TOTAL FOR PLEDGE ID lambc		Pledged: 11	Orig Face: 20,472,000.00	Current Face: 10,638,434.06	Market: 11,200,876.30	Book: 11,201,922.71		



Investment Portfolio Pledged Securities
 AIM BANK
 LITTLEFIELD, TX

InTrader (pledged)
 Last : 04/30/2017
 As-of: 05/31/2017
 ZAIM 1018373

Sec ID	Ticket	Security Description Line 1	Security Description Line 2	Safeguarding Agent	Rate	Maturity	Grp	Original Face S & P	Par/Curr Face Moody	Priced Pledged	Book Value Market Value
PLEDGED TO: lambc											
*LAMB COUNTY											
3138A7GY8		FNMA #AH5614		THE INDEPENDENT BANKERSBANK				2,610,000.00		05/25/2017	863,348.20
TIB	164039076			3.5	02/01/2026	305		836,641.90		07/08/2015	875,576.48
3138ELLV3		FNMA #AL4195		THE INDEPENDENT BANKERSBANK				5,425,000.00		05/25/2017	2,289,427.48
TIB	164038151			3.5	06/01/2027	305		2,220,711.11		12/19/2014	2,323,696.41
3138EQCT7		FNMA #AL7281		THE INDEPENDENT BANKERSBANK				3,000,000.00		05/25/2017	2,406,730.00
TIB	163004673			3	09/01/2030	305		2,302,230.78		11/01/2016	2,372,385.48
3138MBLV6		FNMA #AP7539		THE INDEPENDENT BANKERSBANK				2,450,000.00		05/25/2017	1,111,661.15
TIB	164029772			3	09/01/2027	305		1,060,867.93		11/26/2013	1,096,151.99
31410LEA6		FNMA #890329		THE INDEPENDENT BANKERSBANK				1,775,000.00		05/25/2017	528,104.55
TIB	164024221			4	04/01/2026	305		496,585.08		04/09/2013	528,689.92
31417YXZ5		FNMA #MA0695		THE INDEPENDENT BANKERSBANK				900,000.00		05/25/2017	268,674.08
TIB	213001967			4	04/01/2031	305		249,058.31		02/04/2013	264,930.99
31418APG7		FNMA #MA1322		THE INDEPENDENT BANKERSBANK				1,452,000.00		05/25/2017	485,020.25
TIB	164033938			3	01/01/2023	305		477,786.87		04/09/2014	492,368.50
010268AZ3		ALABAMA FED AID HWY FIN AUTH S		THE INDEPENDENT BANKERSBANK				750,000.00 AAA		05/25/2017	854,094.18
TIB	163004787	REV BDS	2016	5	09/01/2035	400		500,000.00 Aa1		12/01/2016	882,307.50
018106KFD		ALLEN TX ISD CALL		THE INDEPENDENT BANKERSBANK				500,000.00 AAA		05/25/2017	584,441.18
TIB	204070344	GO		5	02/15/2035	400		500,000.00 Aaa		12/01/2016	585,310.00
413951HZ0		HARRIS CO TX MUD #304 BQ CALL		THE INDEPENDENT BANKERSBANK				610,000.00 AA		05/25/2017	640,969.83
TIB	204056765	GO		4	09/01/2032	400		610,000.00		07/13/2016	637,431.70
3137BLVZ8		FHMS KJ02 A2		THE INDEPENDENT BANKERSBANK				1,000,000.00		05/25/2017	1,021,262.60
TIB	158016054			2.597	09/25/2020	800		1,000,000.00		05/02/2016	1,021,307.80
TOTAL FOR PLEDGE ID lambc											
				Orig Face:	20,472,000.00		Current Face:	10,502,881.98		Market:	11,080,156.77
										Book:	11,053,733.50

The information contained herein, while believed to be reliable, is not guaranteed.
 For assistance please contact TIB Investment Portfolio (866) 308-4842.



Trusted

Partner

Investment Portfolio Pledged Securities
 AIM BANK
 LITTLEFIELD, TX

InTrader (pledged)
 Last: 05/31/2017
 As-of: 06/30/2017
 2AIM 1018373

Sec ID	Ticket	Security Description Line 1	Security Description Line 2	Safekeeping Agent	Maturity	Grp	Original Face S & P	Par/Curr Face Moody	Priced Pledged	Book Value Market Value
PLEGGED TO: lambc *LAMB COUNTY										
3138A7GY8	TIB	FNMA #AH5614		THE INDEPENDENT BANKERSBANK	02/01/2026	305	2,610,000.00		06/27/2017	843,348.50
3138ELUV3	TIB	FNMA #AL4195		THE INDEPENDENT BANKERSBANK	06/01/2027	305	5,425,000.00		07/08/2015	854,046.58
3138EQCT7	TIB	FNMA #AL7281		THE INDEPENDENT BANKERSBANK	09/01/2030	305	2,164,847.28		06/27/2017	2,230,138.78
3138MBLV6	TIB	FNMA #AP7539		THE INDEPENDENT BANKERSBANK	09/01/2027	305	2,267,336.16		12/19/2014	2,260,249.09
3141OLEA6	TIB	FNMA #890329		THE INDEPENDENT BANKERSBANK	04/01/2026	305	1,043,248.86		06/27/2017	2,368,560.56
31417YXZ5	TIB	FNMA #MA0695		THE INDEPENDENT BANKERSBANK	04/01/2031	305	2,450,000.00		11/26/2013	2,337,652.35
31418APG7	TIB	FNMA #MA1322		THE INDEPENDENT BANKERSBANK	01/01/2023	305	1,775,000.00		06/27/2017	1,092,932.83
010268AZ3	TIB	ALABAMA FED AID HWY FIN AUTH S		THE INDEPENDENT BANKERSBANK	09/01/2035	400	486,134.73		06/27/2017	516,816.68
018106KF0	TIB	ALLEN TX ISD CALL		THE INDEPENDENT BANKERSBANK	02/15/2035	400	900,000.00		04/09/2013	514,970.11
413951HZ0	TIB	HARRIS CO TX MUD #304 BQ CALL		THE INDEPENDENT BANKERSBANK	09/01/2032	400	244,591.45		06/27/2017	263,798.58
3137BLVZ8	TIB	FHMS KJ02 A2		THE INDEPENDENT BANKERSBANK	09/25/2020	800	1,452,000.00		02/04/2013	260,342.20
158016054	TIB						462,068.96		06/27/2017	466,801.66
TOTAL FOR PLEDGE ID lambc Pledged: 11 Orig Face: 20,472,000.00 Current Face: 10,323,932.64 Market: 10,898,006.99 Book: 10,860,917.37										

The information contained herein, while believed to be reliable, is not guaranteed.
 For assistance please contact TIB Investment Portfolio (866) 308-4842.

