

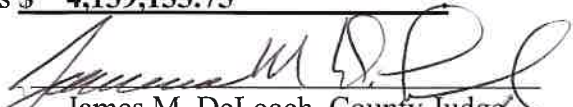
MINUTES OF COUNTY FINANCES
TREASURER'S REPORT


IN THE MATTER OF COUNTY FINANCES
IN THE HANDS OF JERRY YARBROUGH
TREASURER OF LAMB COUNTY, TEXAS

COMMISSIONER'S COURT
LAMB COUNTY, TEXAS
IN REGULAR SESSION, 2018

3RD QUARTER 2017

IN ACCORDANCE with Section 114.026, Local Government Code, we, the undersigned, constituting the entire Commissioners Court of said County, certify that on the 15th day of January 2018, at the Regular term of Court, we compared and examined the quarterly report of JERRY YARBROUGH, Treasurer of Lamb County, Texas for the 3rd quarter, 2017, and finding the same correct, entered an order in the Minutes approving said Report, which states total cash and other assets on hand as \$ 4,139,133.75


James M. DeLoach, County Judge



Cory DeBerry, Commissioner Pct. 1


Kent Lewis, Commissioner, Pct. 2



Danny Short, Commissioner Pct. 3


Jimmy Young, Commissioner, Pct. 4

SWORN TO AND SUBSCRIBED BEFORE ME, by James M. DeLoach, County Judge, and County Commissioners of said Lamb County, each respectively, on this the 29th day of January, A. D., 2018.


Attest: Tonya Ritchie, County Clerk

FILED FOR RECORD THIS 29th DAY OF January, A.D. 2018, and recorded on the 29th day of January, A.D. 2018.


Tonya Ritchie, County Clerk and
Ex-Officio Clerk of the Commissioners
Court in and for Lamb County, Texas



~~By:~~

~~Deputy~~

QUARTERLY REPORT FOR PERIOD ENDING SEPTEMBER 30, 2017

SUBMITTED TO: COMMISSIONERS' COURT, LAMB COUNTY

PREPARED AND SUBMITTED BY: JERRY YARBROUGH
INVESTMENT OFFICER
COUNTY TREASURER


Signature

This report is made in accordance with provisions of Government Code 2256, the public Funds Investment Act, which requires quarterly reporting of investment transactions for the county funds to the commissioners' court. The investments held in Lamb County's portfolio comply with the Public Funds Investment Act and with the County's investment policy and strategies.

The cash availability in each account is monitored daily. The goal in each account is to maintain adequate monies to cover usual and customary monthly expenditures in each fund.

LAMB COUNTY

3RD QUARTER

ENDING

SEPTEMBER 30, 2017

QUARTERLY INVESTMENT REPORT

3RD QUARTER 2017

THE CASH IN OUR OPERATING ACCOUNTS (AIM BANK) IS MONITORED DAILY. ALL FUNDS ARE EARN INTEREST BASED ON THE NINETY DAY TREASURY BILL RATE ADJUSTED MONTHLY ON THE FIRST TUESDAY OF EACH MONTH.

AIM BANK

	<u>Amount on Deposit (All Accts.)</u>	<u>Interest Earned</u>	<u>Rate</u>
July	\$5,265,529.94	\$5,805.47	0.50%
August	\$4,226,022.29	\$5,558.61	0.50%
September	\$3,441,426.46	\$3,610.60	0.50%

Investors Cash Trust

	<u>Amount on Deposit</u>	<u>Interest Earned</u>	<u>Rate</u>
July	\$0.00	\$0.00	0.00%
August	\$0.00	\$0.00	0.00%
September	\$0.00	\$0.00	0.00%

TEXPOOL

	<u>Amount on Deposit</u>	<u>Interest Earned</u>	<u>Rate</u>
July	\$0.00	\$0.00	0.00%
August	\$0.00	\$0.00	0.00%
September	\$0.00	\$0.00	0.00%

Total interest earned for this quarter: \$15,721.89

Total interest earned Year to date: \$68,659.19
October 2016 through September 2017

FUND-ACCT. NO.	ACCOUNT NAME	CASH	INVESTMENTS	FUND TOTAL
010-GENERAL FUND				
=====				
010-1001	CLAIM ON CASH-GENERAL FUND	2,122,936.81		
010-1103	POOLED INVESTMENTS		0.00	
010-1105	TEXPOOL - GENERAL		0.00	
	TOTAL 010-GENERAL FUND	<u>2,122,936.81</u>	<u>0.00</u>	<u>2,122,936.81</u>
021-ROAD & BRIDGE 1				
=====				
021-1001	CLAIM ON CASH-R&B 1	144,810.24		
021-1103	POOLED INVESTMENTS		0.00	
021-1105	TEXPOOL - PRECINCT 1		0.00	
	TOTAL 021-ROAD & BRIDGE 1	<u>144,810.24</u>	<u>0.00</u>	<u>144,810.24</u>
022-ROAD & BRIDGE 2				
=====				
022-1001	CLAIM ON CASH-R&B 2	135,405.33		
022-1103	POOLED INVESTMENTS		0.00	
022-1105	INVESTMENT CD		0.00	
	TOTAL 022-ROAD & BRIDGE 2	<u>135,405.33</u>	<u>0.00</u>	<u>135,405.33</u>
023-ROAD & BRIDGE 3				
=====				
023-1001	CLAIM ON CASH-R&B 3	86,680.28		
023-1103	POOLED INVESTMENTS		0.00	
023-1105	INVESTMENT CD		0.00	
	TOTAL 023-ROAD & BRIDGE 3	<u>86,680.28</u>	<u>0.00</u>	<u>86,680.28</u>
024-ROAD & BRIDGE 4				
=====				
024-1001	CLAIM ON CASH-R&B 4	386,851.64		
024-1103	POOLED INVESTMENTS		0.00	
024-1105	INVESTMENT CD		0.00	
	TOTAL 024-ROAD & BRIDGE 4	<u>386,851.64</u>	<u>0.00</u>	<u>386,851.64</u>
055-LAMB HEALTHCARE CENTER				
=====				
055-1000	HOSPITAL CASH	157,549.45		
055-1001	LAMB CO HOSPITAL CASH	0.00		
055-1103	SECURITY STATE CD		0.00	
055-1105	TEXPOOL - HOSPITAL		0.00	
	TOTAL 055-LAMB HEALTHCARE CENTER	<u>157,549.45</u>	<u>0.00</u>	<u>157,549.45</u>

FUND-ACCT. NO.	ACCOUNT NAME	CASH	INVESTMENTS	FUND TOTAL
056-BAIL BOND BOARD ACCOUNT				
=====				
056-1001	CLAIM ON CASH-BAIL BOND (APPLI	6,353.75		
	TOTAL 056-BAIL BOND BOARD ACCOUNT	6,353.75	0.00	6,353.75
057-JURY FUND				
=====				
057-1001	CLAIM ON CASH-JURY FUND	37,163.15		
057-1103	POOLED INVESTMENTS		0.00	
057-1105	INVESTMENT		0.00	
	TOTAL 057-JURY FUND	37,163.15	0.00	37,163.15
059-GRANTS FUND				
=====				
059-1001	CLAIM ON CASH-GRANT FUND	(96,276.93)		
	TOTAL 059-GRANTS FUND	(96,276.93)	0.00	(96,276.93)
060-LIBRARY GRANTS				
=====				
060-1001	CLAIM ON CASH-LIBRARY GRANTS	0.00		
	TOTAL 060-LIBRARY GRANTS	0.00	0.00	0.00
062-TEXAS CAPITAL FUND GRANT				
=====				
062-1000	TEXAS CAPITAL FUND GRANT CASH	0.00		
	TOTAL 062-TEXAS CAPITAL FUND GRANT	0.00	0.00	0.00
063-EDA GRANT				
=====				
063-1001	CLAIM ON CASH-EDA GRANT	0.00		
	TOTAL 063-EDA GRANT	0.00	0.00	0.00
083-CHILD ABUSE PREV/FAM PROT				
=====				
083-1001	CLAIM ON CASH-CHILD ABUSE/FAM	9,425.00		
	TOTAL 083-CHILD ABUSE PREV/FAM PROT	9,425.00	0.00	9,425.00
084-COURT HOUSE SECURITY				
=====				
084-1001	CLAIM ON CASH-COURT HOUSE SECU	30,277.80		
084-1103	POOLED INVESTMENTS		0.00	
	TOTAL 084-COURT HOUSE SECURITY	30,277.80	0.00	30,277.80
085-COMM COURT RECORDS PRES				
=====				
085-1001	CLAIM ON CASH-CC RECORDS PRES	4,749.56		
085-1103	POOLED INVESTMENTS		0.00	
	TOTAL 085-COMM COURT RECORDS PRES	4,749.56	0.00	4,749.56

FUND-ACCT. NO.	ACCOUNT NAME	CASH	INVESTMENTS	FUND TOTAL
086-COUNTY CLERK RECORDS PRES				
=====				
086-1001	CLAIM ON CASH-CO CLERK RECORDS	563.99		
086-1103	POOLED INVESTMENTS		0.00	
	TOTAL 086-COUNTY CLERK RECORDS PRES	563.99	0.00	563.99
087-DIST CLERK RECORDS PRES				
=====				
087-1001	CLAIM ON CASH-DIST CLERK RECOR	7,606.07		
087-1103	POOLED INVESTMENTS		0.00	
	TOTAL 087-DIST CLERK RECORDS PRES	7,606.07	0.00	7,606.07
088-COUNTY & DISTRICT TECH FU				
=====				
088-1001	CLAIM ON CASH-CO & DIST TECH	2,602.68		
	TOTAL 088-COUNTY & DISTRICT TECH FU	2,602.68	0.00	2,602.68
089-DIST COURTS TECH/ARCHIVE				
=====				
089-1001	CLAIM ON CASH-DIST COURT ARCHI	7,324.41		
	TOTAL 089-DIST COURTS TECH/ARCHIVE	7,324.41	0.00	7,324.41
131-JP TECHNOLOGY FUND				
=====				
131-1001	CLAIM ON CASH-JP TECHNOLOGY	23,205.36		
131-1103	POOLED INVESTMENTS		0.00	
	TOTAL 131-JP TECHNOLOGY FUND	23,205.36	0.00	23,205.36
133-JP SECURITY FUND				
=====				
133-1001	CLAIM ON CASH-JP SECURITY	13,911.57		
133-1103	POOLED INVESTMENTS		0.00	
	TOTAL 133-JP SECURITY FUND	13,911.57	0.00	13,911.57
140-JUVENILE PROBATION FUND				
=====				
140-1001	CLAIM ON CASH-JUV PROBATION	15,643.64		
140-1003	JPO RESTITUTION ACCT	0.00		
	TOTAL 140-JUVENILE PROBATION FUND	15,643.64	0.00	15,643.64
141-JPO-GRANT FUND				
=====				
141-1001	CLAIM ON CASH-STAND GRANT	(29,402.92)		
	TOTAL 141-JPO-GRANT FUND	(29,402.92)	0.00	(29,402.92)

FUND-ACCT. NO.	ACCOUNT NAME	CASH	INVESTMENTS	FUND TOTAL
142-TITLE IV-E FUND				
=====				
142-1000	IV-E CASH ACCOUNT	54,558.99		
142-1001	CLAIM ON CASH- IV-E	0.00		
	TOTAL 142-TITLE IV-E FUND	54,558.99	0.00	54,558.99
144-JPO-STATE AID				
=====				
144-1001	CLAIM ON CASH-JPO STATE AID	(3,589.91)		
	TOTAL 144-JPO-STATE AID	(3,589.91)	0.00	(3,589.91)
150-CO CLERK ELECTION ADMIN				
=====				
150-1001	CLAIM ON CASH-ELECTION ADMIN	3,311.56		
	TOTAL 150-CO CLERK ELECTION ADMIN	3,311.56	0.00	3,311.56
151-CO CLERK RECORDS ARCHIVE				
=====				
151-1001	CLAIM ON CASH-CO CLERK ARCHIVE	95,503.74		
	TOTAL 151-CO CLERK RECORDS ARCHIVE	95,503.74	0.00	95,503.74
165-TAX A/C- VOTER REG FUND				
=====				
165-1000	CASH-TAX A/C VOTER REG ACCT	6.93		
	TOTAL 165-TAX A/C- VOTER REG FUND	6.93	0.00	6.93
171-VCLG GRANT				
=====				
171-1001	CLAIM ON CASH-VCLG GRANT	(9,669.10)		
	TOTAL 171-VCLG GRANT	(9,669.10)	0.00	(9,669.10)
173-PRE-TRIAL DIVERSION				
=====				
173-1001	CLAIM ON CASH-PRE-TRIAL DIVERS	65,030.06		
173-1103	POOLED INVESTMENTS		0.00	
	TOTAL 173-PRE-TRIAL DIVERSION	65,030.06	0.00	65,030.06
174-DWI VIDEO FUND				
=====				
174-1001	CLAIM ON CASH-DWI VIDEO	4,189.00		
	TOTAL 174-DWI VIDEO FUND	4,189.00	0.00	4,189.00
175-CO ATTY DRUG FORFEITURE				
=====				
175-1000	CO ATTY DRUG FORFEITURE ACCT	62,553.32		
175-1001	CLAIM ON CASH-CA FORFEITURE	(4,367.47)		
	TOTAL 175-CO ATTY DRUG FORFEITURE	58,185.85	0.00	58,185.85

FUND-ACCT. NO.	ACCOUNT NAME	CASH	INVESTMENTS	FUND TOTAL
176-CO ATTY HOT CK FEE FUND				
=====				
176-1000	CO ATTY HOT CHECK FEE FUND	6,690.65		
176-1001	CLAIM ON CASH-HOT CK FEE FUND	(3,105.71)		
	TOTAL 176-CO ATTY HOT CK FEE FUND	3,584.94	0.00	3,584.94
180-SHERIFF COMMISSARY FUND				
=====				
180-1000	SHERIFF COMMISSARY ACCT	34,577.87		
	TOTAL 180-SHERIFF COMMISSARY FUND	34,577.87	0.00	34,577.87
181-SHERIFF FORFEITURE-STATE				
=====				
181-1000	SHERIFF FORFEITURE-STATE CASH	81,392.67		
	TOTAL 181-SHERIFF FORFEITURE-STATE	81,392.67	0.00	81,392.67
182-SHERIFF FORFEITURE-FEDERA				
=====				
182-1000	SHERIFF FOREFITURE-FED CASH	0.00		
	TOTAL 182-SHERIFF FORFEITURE-FEDERA	0.00	0.00	0.00
190-COUNTY LIBRARY-LITTLEFIEL				
=====				
190-1000	LFD-LAMB CO LIBRARY ADV BOARD	0.00		
190-1001	CLAIM ON CASH-LFD LIBRARY	2,079.96		
	TOTAL 190-COUNTY LIBRARY-LITTLEFIEL	2,079.96	0.00	2,079.96
191-OLTON LIBRARY				
=====				
191-1000	OLTON LIBRARY LOCAL DONATIONS	0.00		
191-1001	CLAIM ON CASH-OLT LIBRARY	5,604.27		
	TOTAL 191-OLTON LIBRARY	5,604.27	0.00	5,604.27
195-HISTORICAL COMMISSION				
=====				
195-1001	CLAIM ON CASH-HISTORICAL COMMI	8.47		
	TOTAL 195-HISTORICAL COMMISSION	8.47	0.00	8.47
301-CAPITAL PROJECTS				
=====				
301-1001	CLAIM ON CASH-CAP PROJECTS	0.00		
301-1103	POOLED INVESTMENTS		0.00	
	TOTAL 301-CAPITAL PROJECTS	0.00	0.00	0.00

FUND-ACCT. NO.	ACCOUNT NAME	CASH	INVESTMENTS	FUND TOTAL
502-DISTRICT CLERK				
=====				
502-1002	DIST CLERK ACCOUNT	291,917.85		
502-1004	DIST CLERK-CIVIL FEES	9,743.52		
502-1005	DIST CLERK-CRIMINAL FEES	1,714.34		
502-1006	DISTRICT CLERK TRUST ACCOUNTS	23,288.67		
	TOTAL 502-DISTRICT CLERK	326,664.38	0.00	326,664.38
504-COUNTY CLERK				
=====				
504-1002	CO CLERK CASH BOND-CRIMINAL	16,984.00		
504-1004	CO CLERK-GENERAL FUND CASH	204.10		
504-1005	CO CLERK-CRIM PARTIAL PMT	1,674.32		
504-1006	CO CLERK-TRUST ACCOUNTS	0.00		
	TOTAL 504-COUNTY CLERK	18,862.42	0.00	18,862.42
505-TAX ACCESSOR/COLLECTOR				
=====				
505-1004	TAX A/C- AUTO ACCT AIM BANK	124,245.77		
505-1005	TAX A/C- AUTO ACCT FIRST UNITE	(196.66)		
505-1006	TAX A/C-AUTO ACCT HAPPY STATE	(963.39)		
505-1007	TAX A/C- TAX ACCOUNT	5,164.22		
505-1008	TAX A/C- ESCROW ACCOUNT	1,947.76		
	TOTAL 505-TAX ACCESSOR/COLLECTOR	130,197.70	0.00	130,197.70
506-COUNTY TREASURER				
=====				
506-1002	LAMB CO CAFETERIA PLAN ACCT	8,727.17		
506-1006	SPADE ACCOUNT-GRANT	0.00		
506-1007	CASH-LAMB CO BAIL BONDS ACCT	13,464.32		
506-1008	TREAS CASH BOND ACCOUNT	15,750.00		
	TOTAL 506-COUNTY TREASURER	37,941.49	0.00	37,941.49
507-COUNTY ATTORNEY				
=====				
507-1006	CO ATTY SEIZURE ACCOUNT	19,253.52		
507-1007	CO ATTY TRUST HOT CHECK FUND	499.34		
	TOTAL 507-COUNTY ATTORNEY	19,752.86	0.00	19,752.86
509-ADULT PROBATION				
=====				
509-1002	154th J.D. -PTAF CASH ACCOUNT	6,631.00		
509-1004	LAMB COUNTY PTAF-CASH ACCOUNT	0.00		
	TOTAL 509-ADULT PROBATION	6,631.00	0.00	6,631.00

FUND-ACCT. NO.	ACCOUNT NAME	CASH	INVESTMENTS	FUND TOTAL
511-JUSTICE OF THE PEACE				
=====				
511-1011	JP 1 CASH ACCOUNT	966.48		
511-1012	JP 2 CASH ACCOUNT	315.00		
511-1013	JP 3 CASH ACCOUNT	632.32		
511-1014	JP 4 CASH ACCOUNT	960.87		
TOTAL 511-JUSTICE OF THE PEACE		2,874.67	0.00	2,874.67
515-SHERIFF				
=====				
515-1003	SHERIFF BOND FEES-0244716	0.00		
515-1006	SHERIFF SEIZURE-STATE CASH	1.00		
515-1007	SHERIFF PETTY CASH ACCT	0.00		
515-1008	SHERIFF LEOSE CASH ACCOUNT	7,437.11		
515-1009	SHERIFF PRISONER TRUST CASH	9,831.42		
515-1010	SHERIFF UNCLAIMED PRISONER ACC	0.00		
515-1011	SHERIFF TRUST ACCOUNT	1,341.83		
515-1013	SHERIFF TOYS FOR KIDS CASH ACC	9,611.48		
TOTAL 515-SHERIFF		28,222.84	0.00	28,222.84
600-CSCD-BASIC SUPERVISION				
=====				
600-1000	CSCD CASH-AIM BANK	0.00		
600-1001	CLAIM ON CASH-CSCD BASIC SUPER	89,243.38		
TOTAL 600-CSCD-BASIC SUPERVISION		89,243.38	0.00	89,243.38
601-CSCD-CCP COMMUNITY CORRE				
=====				
601-1000	CCP COMMUNITY CORRECTIONS	0.00		
601-1001	CLAIM ON CASH-CSCD CCP COMMUNI	6,583.66		
TOTAL 601-CSCD-CCP COMMUNITY CORRE		6,583.66	0.00	6,583.66
603-CSCD-DP				
=====				
603-1001	CLAIM ON CASH-DP	10,000.00		
TOTAL 603-CSCD-DP		10,000.00	0.00	10,000.00
801-DEBT SERVICE				
=====				
801-1001	CLAIM ON CASH-DEBT SERVICE	3.17		
801-1103	POOLED INVESTMENTS		0.00	
801-1105	DEBT SERVICE INVESTMENT		0.00	
TOTAL 801-DEBT SERVICE		3.17	0.00	3.17
TOTAL CASH & INVESTMENTS				
		4,139,133.75	0.00	4,139,133.75
		=====	=====	=====

*** END OF REPORT ***

		BEGINNING BALANCE	TOTAL DEBITS	TOTAL CREDITS	ENDING BALANCE	AVERAGE DAILY BALANCE
GENERAL FUND						
010-1001	CLAIM ON CASH-GE	4,028,848.19	988,094.07	2,894,005.45CR	2,122,936.81	3,261,292.33
010-1105	TEXPOOL - GENERA	0.00	0.00	0.00	0.00	0.00
	FUND 010 TOTAL	4,028,848.19	988,094.07	2,894,005.45CR	2,122,936.81	3,261,292.33
ROAD & BRIDGE 1						
021-1001	CLAIM ON CASH-R&	237,924.53	26,616.28	119,730.57CR	144,810.24	190,925.11
021-1105	TEXPOOL - PRECIN	0.00	7.83	7.83CR	0.00	0.00
	FUND 021 TOTAL	237,924.53	26,624.11	119,738.40CR	144,810.24	190,925.11
ROAD & BRIDGE 2						
022-1001	CLAIM ON CASH-R&	209,962.61	28,389.15	102,946.43CR	135,405.33	175,751.42
	FUND 022 TOTAL	209,962.61	28,389.15	102,946.43CR	135,405.33	175,751.42
ROAD & BRIDGE 3						
023-1001	CLAIM ON CASH-R&	11,785.14	269,941.26	195,046.12CR	86,680.28	29,465.09CR
	FUND 023 TOTAL	11,785.14	269,941.26	195,046.12CR	86,680.28	29,465.09CR
ROAD & BRIDGE 4						
024-1001	CLAIM ON CASH-R&	445,295.73	23,740.44	82,184.53CR	386,851.64	416,525.08
	FUND 024 TOTAL	445,295.73	23,740.44	82,184.53CR	386,851.64	416,525.08
LAMB HEALTHCARE CENTER						
055-1000	HOSPITAL CASH	221,634.83	3,783,883.51	3,847,968.89CR	157,549.45	183,830.41
055-1105	TEXPOOL - HOSPIT	0.00	0.00	0.00	0.00	0.00
	FUND 055 TOTAL	221,634.83	3,783,883.51	3,847,968.89CR	157,549.45	183,830.41
BAIL BOND BOARD ACCOUNT						
056-1001	CLAIM ON CASH-BA	7,329.92	23.83	1,000.00CR	6,353.75	7,012.12
	FUND 056 TOTAL	7,329.92	23.83	1,000.00CR	6,353.75	7,012.12
JURY FUND						
057-1001	CLAIM ON CASH-JU	36,386.28	9,566.87	8,790.00CR	37,163.15	36,527.39
	FUND 057 TOTAL	36,386.28	9,566.87	8,790.00CR	37,163.15	36,527.39

		BEGINNING BALANCE	TOTAL DEBITS	TOTAL CREDITS	ENDING BALANCE	AVERAGE DAILY BALANCE
GRANTS FUND						
059-1001	CLAIM ON CASH-GR	61,814.79CR	0.00	34,462.14CR	96,276.93CR	81,065.37CR
	FUND 059 TOTAL	61,814.79CR	0.00	34,462.14CR	96,276.93CR	81,065.37CR
LIBRARY GRANTS						
060-1001	CLAIM ON CASH-LI	0.00	0.00	0.00	0.00	0.00
	FUND 060 TOTAL	0.00	0.00	0.00	0.00	0.00
EMERGENCY FOOD & SHELTER						
061-1000	PUBLIC ASST FOOD	0.00	0.00	0.00	0.00	0.00
	FUND 061 TOTAL	0.00	0.00	0.00	0.00	0.00
TEXAS CAPITAL FUND GRANT						
062-1000	TEXAS CAPITAL FU	0.00	0.00	0.00	0.00	0.00
	FUND 062 TOTAL	0.00	0.00	0.00	0.00	0.00
EDA GRANT						
063-1001	CLAIM ON CASH-ED	0.00	0.00	0.00	0.00	0.00
	FUND 063 TOTAL	0.00	0.00	0.00	0.00	0.00
CHILD ABUSE PREV/FAM PROT						
083-1001	CLAIM ON CASH-CH	9,320.00	105.00	0.00	9,425.00	9,376.58
	FUND 083 TOTAL	9,320.00	105.00	0.00	9,425.00	9,376.58
COURT HOUSE SECURITY						
084-1001	CLAIM ON CASH-CO	28,992.04	1,831.10	545.34CR	30,277.80	29,478.05
	FUND 084 TOTAL	28,992.04	1,831.10	545.34CR	30,277.80	29,478.05
COMM COURT RECORDS PRES						
085-1001	CLAIM ON CASH-CC	35,969.30	1,539.78	32,759.52CR	4,749.56	18,097.17
	FUND 085 TOTAL	35,969.30	1,539.78	32,759.52CR	4,749.56	18,097.17

	BEGINNING BALANCE	TOTAL DEBITS	TOTAL CREDITS	ENDING BALANCE	AVERAGE DAILY BALANCE
COUNTY CLERK RECORDS PRES					
086-1001 CLAIM ON CASH-CO	6,236.85	6,739.40	12,412.26CR	563.99	2,146.38
FUND 086 TOTAL	6,236.85	6,739.40	12,412.26CR	563.99	2,146.38
DIST CLERK RECORDS PRES					
087-1001 CLAIM ON CASH-DI	8,002.94	265.55	662.42CR	7,606.07	7,865.75
FUND 087 TOTAL	8,002.94	265.55	662.42CR	7,606.07	7,865.75
COUNTY & DISTRICT TECH FU					
088-1001 CLAIM ON CASH-CO	2,480.36	122.32	0.00	2,602.68	2,532.38
FUND 088 TOTAL	2,480.36	122.32	0.00	2,602.68	2,532.38
DIST COURTS TECH/ARCHIVE					
089-1001 CLAIM ON CASH-DI	7,008.25	316.16	0.00	7,324.41	7,136.92
FUND 089 TOTAL	7,008.25	316.16	0.00	7,324.41	7,136.92
JP TECHNOLOGY FUND					
131-1001 CLAIM ON CASH-JP	22,129.36	1,076.00	0.00	23,205.36	22,594.13
FUND 131 TOTAL	22,129.36	1,076.00	0.00	23,205.36	22,594.13
JP SECURITY FUND					
133-1001 CLAIM ON CASH-JP	13,614.92	296.65	0.00	13,911.57	13,741.48
FUND 133 TOTAL	13,614.92	296.65	0.00	13,911.57	13,741.48
CO CLERK ELECTION ADMIN					
150-1001 CLAIM ON CASH-EL	3,300.83	10.73	0.00	3,311.56	3,304.56
FUND 150 TOTAL	3,300.83	10.73	0.00	3,311.56	3,304.56
CO CLERK RECORDS ARCHIVE					
151-1001 CLAIM ON CASH-CO	88,763.99	6,739.75	0.00	95,503.74	91,980.60
FUND 151 TOTAL	88,763.99	6,739.75	0.00	95,503.74	91,980.60

	BEGINNING BALANCE	TOTAL DEBITS	TOTAL CREDITS	ENDING BALANCE	AVERAGE DAILY BALANCE
TAX A/C- VOTER REG FUND					
165-1000 CASH-TAX A/C VOT	6.60	1,205.38	1,205.05CR	6.93	6.71
FUND 165 TOTAL	6.60	1,205.38	1,205.05CR	6.93	6.71
PRE-TRIAL DIVERSION					
173-1001 CLAIM ON CASH-PR	63,491.11	4,539.02	3,000.07CR	65,030.06	64,036.40
FUND 173 TOTAL	63,491.11	4,539.02	3,000.07CR	65,030.06	64,036.40
DWI VIDEO FUND					
174-1001 CLAIM ON CASH-DW	4,046.41	142.59	0.00	4,189.00	4,126.50
FUND 174 TOTAL	4,046.41	142.59	0.00	4,189.00	4,126.50
CO ATTY DRUG FORFEITURE					
175-1000 CO ATTY DRUG FOR	60,914.69	3,141.31	1,502.68CR	62,553.32	61,791.52
175-1001 CLAIM ON CASH-CA	4,367.47CR	0.00	0.00	4,367.47CR	4,367.47CR
FUND 175 TOTAL	56,547.22	3,141.31	1,502.68CR	58,185.85	57,424.05
CO ATTY HOT CK FEE FUND					
176-1000 CO ATTY HOT CHEC	6,327.72	362.93	0.00	6,690.65	6,479.24
176-1001 CLAIM ON CASH-HO	3,105.71CR	0.00	0.00	3,105.71CR	3,105.71CR
FUND 176 TOTAL	3,222.01	362.93	0.00	3,584.94	3,373.53
SHERIFF COMMISSARY FUND					
180-1000 SHERIFF COMMISSA	31,506.57	6,153.41	3,082.11CR	34,577.87	33,071.24
FUND 180 TOTAL	31,506.57	6,153.41	3,082.11CR	34,577.87	33,071.24
SHERIFF FORFEITURE-STATE					
181-1000 SHERIFF FORFEITU	80,687.91	704.76	0.00	81,392.67	81,039.49
FUND 181 TOTAL	80,687.91	704.76	0.00	81,392.67	81,039.49
SHERIFF FORFEITURE-FEDERA					
182-1000 SHERIFF FOREFITU	0.00	0.00	0.00	0.00	0.00
FUND 182 TOTAL	0.00	0.00	0.00	0.00	0.00

		BEGINNING BALANCE	TOTAL DEBITS	TOTAL CREDITS	ENDING BALANCE	AVERAGE DAILY BALANCE
COUNTY LIBRARY-LITTLEFIEL						
190-1000	LFD-LAMB CO LIBR	0.00	0.00	0.00	0.00	0.00
190-1001	CLAIM ON CASH-LF	2,508.35	230.04	658.43CR	2,079.96	2,145.21
FUND 190 TOTAL		2,508.35	230.04	658.43CR	2,079.96	2,145.21
OLTON LIBRARY						
191-1000	OLTON LIBRARY LO	0.00	0.00	0.00	0.00	0.00
191-1001	CLAIM ON CASH-OL	6,311.10	0.00	706.83CR	5,604.27	6,169.13
FUND 191 TOTAL		6,311.10	0.00	706.83CR	5,604.27	6,169.13
HISTORICAL COMMISSION						
195-1001	CLAIM ON CASH-HI	8.47	0.00	0.00	8.47	8.47
FUND 195 TOTAL		8.47	0.00	0.00	8.47	8.47
CAPITAL PROJECTS						
301-1001	CLAIM ON CASH-CA	7.18	0.00	7.18CR	0.00	7.10
FUND 301 TOTAL		7.18	0.00	7.18CR	0.00	7.10
DISTRICT CLERK						
502-1002	DIST CLERK ACCOU	290,217.85	8,600.00	6,900.00CR	291,917.85	292,156.98
502-1004	DIST CLERK-CIVIL	7,604.32	15,473.72	13,334.52CR	9,743.52	8,670.06
502-1005	DIST CLERK-CRIMI	28,764.08	4,014.06	31,063.80CR	1,714.34	26,146.83
502-1006	DISTRICT CLERK T	23,094.95	193.72	0.00	23,288.67	23,097.06
FUND 502 TOTAL		349,681.20	28,281.50	51,298.32CR	326,664.38	350,070.93
COUNTY CLERK						
504-1002	CO CLERK CASH BO	18,484.00	0.00	1,500.00CR	16,984.00	17,147.04
504-1003	CO CLERK CASH BO	0.00	0.00	0.00	0.00	0.00
504-1004	CO CLERK-GENERAL	35.10	7,650.20	7,481.20CR	204.10	168.71
504-1005	CO CLERK-CRIM PA	1,674.32	6,706.92	6,706.92CR	1,674.32	1,670.61
504-1006	CO CLERK-TRUST A	0.00	0.00	0.00	0.00	0.00
FUND 504 TOTAL		20,193.42	14,357.12	15,688.12CR	18,862.42	18,986.36
TAX ACCESSOR/COLLECTOR						
505-1004	TAX A/C- AUTO AC	96,686.91	625,812.04	598,253.18CR	124,245.77	98,575.03

		BEGINNING BALANCE	TOTAL DEBITS	TOTAL CREDITS	ENDING BALANCE	AVERAGE DAILY BALANCE
505-1005	TAX A/C- AUTO AC	57.59	2,249.25	2,503.50CR	196.66CR	101.87
505-1006	TAX A/C-AUTO ACC	97.11	8,316.10	9,376.60CR	963.39CR	181.27
505-1007	TAX A/C- TAX ACC	5,163.47	88.56	87.81CR	5,164.22	5,162.73
505-1008	TAX A/C- ESCROW	1,941.53	6.23	0.00	1,947.76	1,943.72
	FUND 505 TOTAL	103,946.61	636,472.18	610,221.09CR	130,197.70	105,964.62
COUNTY TREASURER						
506-1002	LAMB CO CAFETERI	4,701.47	6,379.99	2,354.29CR	8,727.17	6,989.92
506-1006	SPADE ACCOUNT-GR	0.00	0.00	0.00	0.00	0.00
506-1007	CASH-LAMB CO BAI	13,421.24	43.08	0.00	13,464.32	13,436.40
506-1008	TREAS CASH BOND	16,500.00	0.00	750.00CR	15,750.00	15,888.59
	FUND 506 TOTAL	34,622.71	6,423.07	3,104.29CR	37,941.49	36,314.91
COUNTY ATTORNEY						
507-1006	CO ATTY SEIZURE	22,133.24	0.00	2,879.72CR	19,253.52	20,469.34
507-1007	CO ATTY TRUST HO	124.34	11,953.17	11,578.17CR	499.34	231.29
	FUND 507 TOTAL	22,257.58	11,953.17	14,457.89CR	19,752.86	20,700.63
ADULT PROBATION						
509-1002	154th J.D. -PTAF	3,806.00	3,755.00	930.00CR	6,631.00	4,798.99
509-1004	LAMB COUNTY PTAF	0.00	0.00	0.00	0.00	0.00
	FUND 509 TOTAL	3,806.00	3,755.00	930.00CR	6,631.00	4,798.99
JUSTICE OF THE PEACE						
511-1011	JP 1 CASH ACCOUN	4,733.54	4,703.01	8,470.07CR	966.48	1,570.73
511-1012	JP 2 CASH ACCOUN	58.29CR	1,836.09	1,462.80CR	315.00	452.08
511-1013	JP 3 CASH ACCOUN	1,917.11CR	62,763.82	60,214.39CR	632.32	954.16
511-1014	JP 4 CASH ACCOUN	259.41	25,261.56	24,560.10CR	960.87	3,927.54
	FUND 511 TOTAL	3,017.55	94,564.48	94,707.36CR	2,874.67	6,904.51
SHERIFF						
515-1003	SHERIFF BOND FEE	0.00	0.00	0.00	0.00	0.00
515-1006	SHERIFF SEIZURE-	1.00	0.00	0.00	1.00	1.00
515-1007	SHERIFF PETTY CA	0.00	0.00	0.00	0.00	0.00
515-1008	SHERIFF LEOSE CA	8,133.66	25.49	722.04CR	7,437.11	7,844.59
515-1009	SHERIFF PRISONER	9,696.28	9,335.59	9,200.45CR	9,831.42	10,185.07

		BEGINNING BALANCE	TOTAL DEBITS	TOTAL CREDITS	ENDING BALANCE	AVERAGE DAILY BALANCE
515-1010	SHERIFF UNCLAI ME	0.00	0.00	0.00	0.00	0.00
515-1011	SHERIFF TRUST AC	1,341.83	5,997.85	5,997.85CR	1,341.83	1,341.83
515-1013	SHERIFF TOYS FOR	9,580.73	30.75	0.00	9,611.48	9,591.55
FUND 515 TOTAL		28,753.50	15,389.68	15,920.34CR	28,222.84	28,964.04
DEBT SERVICE						
801-1001	CLAIM ON CASH-DE	955.97	971.18	1,923.98CR	3.17	939.21
FUND 801 TOTAL		955.97	971.18	1,923.98CR	3.17	939.21
REPORT TOTALS		6,178,748.75	5,977,952.50	8,150,935.24CR	4,005,766.01	5,194,639.43

0 • C

133,367.74 +
4,005,766.01 +
4,139,133.75G+

4,139,133.75 +
4,139,133.75G+

SELECTION CRITERIA

PRINT HISTORY

HISTORY YEAR: 2016
FISCAL YEAR: October / September
FUND: Exclude: 999
ACCOUNT TYPE: ALL CASH
TRANSACTION DATES: 7/01/2017 THRU 9/30/2017
PERIOD 13: EXCLUDE

PRINT OPTIONS

REPORT TYPE: SUMMARY
RECAP ONLY: YES
DESCRIPTIONS: NO

*** END OF REPORT ***

	BEGINNING BALANCE	TOTAL DEBITS	TOTAL CREDITS	ENDING BALANCE	AVERAGE DAILY BALANCE
JUVENILE PROBATION FUND					
140-1000	JUVENILE PROB CA	0.00	0.00	0.00	0.00
140-1001	CLAIM ON CASH-JU	22,554.56	23,446.49	30,357.41CR	15,643.64
140-1003	JPO RESTITUTION	235.00	85.00	320.00CR	0.00
140-1004	JPO-4-H ACTION F	0.00	0.00	0.00	0.00
	FUND 140 TOTAL	22,789.56	23,531.49	30,677.41CR	15,643.64
JPO-GRANT FUND					
141-1000	CASH-STAND ACCOU	0.00	0.00	0.00	0.00
141-1001	CLAIM ON CASH-ST	18,479.03CR	0.00	10,923.89CR	29,402.92CR
	FUND 141 TOTAL	18,479.03CR	0.00	10,923.89CR	29,402.92CR
TITLE IV-E FUND					
142-1000	IV-E CASH ACCOUN	54,504.34	54.65	0.00	54,558.99
142-1001	CLAIM ON CASH- I	0.00	0.00	0.00	0.00
	FUND 142 TOTAL	54,504.34	54.65	0.00	54,558.99
LAMB COUNTY 4-H ACTION					
143-1000	LAMB COUNTY 4H A	0.00	0.00	0.00	0.00
	FUND 143 TOTAL	0.00	0.00	0.00	0.00
JPO-STATE AID					
144-1001	CLAIM ON CASH-JP	5,465.72	56.00	9,111.63CR	3,589.91CR
	FUND 144 TOTAL	5,465.72	56.00	9,111.63CR	3,589.91CR
VCLG GRANT					
171-1001	CLAIM ON CASH-VC	8,883.03CR	2,062.90	2,848.97CR	9,669.10CR
	FUND 171 TOTAL	8,883.03CR	2,062.90	2,848.97CR	9,669.10CR
CSCD-BASIC SUPERVISION					
600-1000	CSCD CASH-AIM BA	0.00	0.00	0.00	0.00
600-1001	CLAIM ON CASH-CS	78,900.65	25,233.65	14,890.92CR	89,243.38
	FUND 600 TOTAL	78,900.65	25,233.65	14,890.92CR	89,243.38

	BEGINNING BALANCE	TOTAL DEBITS	TOTAL CREDITS	ENDING BALANCE	AVERAGE DAILY BALANCE
CSCD-CCP COMMUNITY CORRE 601-1001 CLAIM ON CASH-CS	1,815.95	8,383.00	3,615.29CR	6,583.66	5,311.64
FUND 601 TOTAL	1,815.95	8,383.00	3,615.29CR	6,583.66	5,311.64
CSCD-DP 603-1001 CLAIM ON CASH-DP	0.00	10,000.00	0.00	10,000.00	6,333.33
FUND 603 TOTAL	0.00	10,000.00	0.00	10,000.00	6,333.33
REPORT TOTALS	136,114.16	69,321.69	72,068.11CR	133,367.74	131,264.73

SELECTION CRITERIA

PRINT CURRENT

FUND: All
ACCOUNT TYPE: ALL CASH
TRANSACTION DATES: 9/01/2017 THRU 9/30/2017
PERIOD 13: INCLUDE

PRINT OPTIONS

REPORT TYPE: SUMMARY
RECAP ONLY: YES
DESCRIPTIONS: NO

*** END OF REPORT ***

Investment Portfolio Pledged Securities

AIM BANK
LITTLEFIELD, TX

InTrader (pledged)
Last : 06/30/2017
As-of: 07/31/2017
2AIM 1018373

Sec ID	Loc	Ticket	Security Description Line 1	Security Description Line 2	Safeguarding Agent	Rate	Maturity	Grp	Original Face S & P	Par/Curr Face Moody	Priced Pledged	Book Value	Market Value
PLEGDED TO: lambc *LAMB COUNTY													
			FNMA #AH5614		THE INDEPENDENT BANKERSBANK	3.5	02/01/2026	305	2,610,000.00		07/25/2017	825,853.27	
TIB		164039076	FNMA #AL4195		THE INDEPENDENT BANKERSBANK	3.5	06/01/2027	305	800,618.96		07/08/2015	835,988.66	
TIB		164038151	FNMA #AL7281		THE INDEPENDENT BANKERSBANK	3	09/01/2030	305	5,425,000.00		07/25/2017	2,169,577.11	
TIB		163004673	FNMA #AP7539		THE INDEPENDENT BANKERSBANK	3	09/01/2027	305	2,107,620.53		12/19/2014	2,197,376.54	
TIB		164029772	FNMA #890329		THE INDEPENDENT BANKERSBANK	4	04/01/2026	305	3,000,000.00		07/25/2017	2,331,569.60	
TIB		164024221	FNMA #MA0695		THE INDEPENDENT BANKERSBANK	4	04/01/2031	305	2,233,493.79		11/01/2016	2,300,134.68	
TIB		213001967	FNMA #MA1322		THE INDEPENDENT BANKERSBANK	4	04/01/2031	305	2,450,000.00		07/25/2017	1,070,780.06	
TIB		164033938	ALABAMA FED AID HWY FIN AUTH S		THE INDEPENDENT BANKERSBANK	3	01/01/2023	305	1,022,353.71		11/26/2013	1,054,989.49	
TIB		163004787	REV BDS	2016	THE INDEPENDENT BANKERSBANK	5	09/01/2035	400	1,775,000.00		07/25/2017	504,253.07	
TIB		204070344	ALLEN TX ISD CALL		THE INDEPENDENT BANKERSBANK	5	02/15/2035	400	474,477.77		04/09/2013	499,323.53	
TIB		413951HZ0	HARRIS CO TX MUD #304 BQ CALL		THE INDEPENDENT BANKERSBANK	4	09/01/2032	400	900,000.00		07/25/2017	259,903.36	
TIB		204056765	GO		THE INDEPENDENT BANKERSBANK	2.597	09/25/2020	800	241,036.70		02/04/2013	256,055.09	
TIB		158016054	FHMS KJ02 A2		THE INDEPENDENT BANKERSBANK	3	01/01/2023	305	1,452,000.00		07/25/2017	452,991.38	
TOTAL FOR PLEDGE ID lambc													
										Orig Face: 20,472,000.00	Current Face: 10,164,032.80	Market: 10,719,952.74	Book: 10,687,838.10

07/27/2017

Page 13 of 34

The information contained herein; while believed to be reliable, is not guaranteed.
For assistance please contact TIB Investment Portfolio (866) 308-4842.

Trusted.



Partner:

Investment Portfolio Pledged Securities

AIM BANK
LITTLEFIELD, TX

InTrader (pledged)
Last: 07/31/2017
As-of: 08/31/2017
ZAIM 1018373

Sec ID Loc	Ticket	Security Description Line 1 Security Description Line 2	Safekeeping Agent Rate	Maturity	Grp	Original Face S & P Par/Curr Face Moody	Priced Pledged	Book Value Market Value
PLEGGED TO: lambc *LAMB COUNTY								
3138A7GY8	TIB 164039076	FNMA #AH5614	3.5	02/01/2026	305	2,610,000.00	08/28/2017	804,662.12
3138ELUV3	TIB 164038151	FNMA #AL4195	3.5	06/01/2027	305	5,425,000.00	07/08/2015	816,644.95
3138EQCT7	TIB 163004673	FNMA #AL7281	3	09/01/2030	305	2,059,638.95	08/28/2017	2,118,653.10
3138MBLV6	TIB 164029772	FNMA #AP7539	3	09/01/2027	305	3,000,000.00	12/19/2014	2,149,144.25
31410LEA6	TIB 164024221	FNMA #890329	4	04/01/2026	305	2,200,796.25	08/28/2017	2,295,819.81
31417YXZ5	TIB 213001967	FNMA #MA0695	4	04/01/2031	305	2,450,000.00	11/01/2016	2,274,784.27
31418APG7	TIB 164033938	FNMA #MA1322	3	01/01/2023	305	1,001,607.04	08/28/2017	1,048,793.79
010288AZ3	TIB 163004787	ALABAMA FED AID HWY FIN AUTH S REV BDS	5	09/01/2035	400	1,775,000.00	11/26/2013	1,036,030.08
018106KFO	TIB 204070344	ALLEN TX ISD CALL GO	5	02/15/2035	400	465,885.10	08/28/2017	494,739.23
413951HZ0	TIB 204056765	HARRIS CO TX MUD #304 BQ CALL GO	4	09/01/2032	400	900,000.00	04/09/2013	489,987.69
3137BLVZ8	TIB 158016054	FHMS KJ02 A2	2.597	09/25/2020	800	237,141.34	08/28/2017	255,639.63
TOTAL FOR PLEDGE ID lambc								
Pledged: 11						Current Face: 10,013,650.41	Market: 10,578,077.45	Book: 10,524,888.96

The information contained herein; while believed to be reliable, is not guaranteed.
For assistance please contact TIB Investment Portfolio (866) 308-4842.

Trusted.



Partner:

Investment Portfolio Pledged Securities
 AIM BANK
 LITTLEFIELD, TX

InTrader (pledged)
 Last: 08/31/2017
 As-of: 09/30/2017
 ZAIM 1018373

Sec ID Loc	Ticket	Security Description Line 1 Security Description Line 2	Safekeeping Agent Rate	Maturity	Grp	Original Face S & P Par/Curr Face Moody	Priced Pledged	Book Value Market Value
PLEGGED TO: Iambc								
3138A7GY8	TIB	FNMA #AH5614	THE INDEPENDENT BANKERSBANK	3.5	02/01/2026	305	09/26/2017	788,521.06
3138ELUV3	TIB	FNMA #AL4195	THE INDEPENDENT BANKERSBANK	3.5	06/01/2027	305	07/08/2015	800,494.80
3138EQCT7	TIB	FNMA #AL7281	THE INDEPENDENT BANKERSBANK	3	09/01/2030	305	09/26/2017	2,070,374.88
3138MBLV6	TIB	FNMA #AP7539	THE INDEPENDENT BANKERSBANK	3	09/01/2027	305	12/19/2014	2,100,025.13
31410LEA6	TIB	FNMA #890329	THE INDEPENDENT BANKERSBANK	4	04/01/2026	305	09/26/2017	2,260,979.47
31417YXZ5	TIB	FNMA #MA0695	THE INDEPENDENT BANKERSBANK	4	04/01/2031	305	11/01/2016	2,237,122.57
31418APG7	TIB	FNMA #MA1322	THE INDEPENDENT BANKERSBANK	3	01/01/2023	305	09/26/2017	1,032,547.12
010268AZ3	TIB	ALABAMA FED AID HWY FIN AUTH S REV BDS 2016	THE INDEPENDENT BANKERSBANK	5	09/01/2035	400	11/26/2013	1,018,001.50
018106KFO	TIB	ALLEN TX ISD CALL	THE INDEPENDENT BANKERSBANK	3	01/01/2023	305	09/26/2017	483,664.28
413951HZ0	TIB	GO	THE INDEPENDENT BANKERSBANK	5	02/15/2035	400	04/09/2014	480,222.58
3137BLVZ8	TIB	HARRIS CO TX MUD #304 BQ CALL	THE INDEPENDENT BANKERSBANK	4	09/01/2032	400	09/26/2017	250,606.60
3158016054	TIB	FHMS KJ02 A2	THE INDEPENDENT BANKERSBANK	2.597	09/25/2020	800	02/04/2013	247,299.45
TOTAL FOR PLEDGE ID Iambc							10,317,230.18	10,270,491.39
						Orig Face: 20,472,000.00	Current Face: 9,773,239.95	Market: 10,317,230.18
						Pledged: 11	Book: 10,270,491.39	



Partner:

Trusted.

The information contained herein; while believed to be reliable, is not guaranteed.
 For assistance please contact TIB Investment Portfolio (866) 308-4842.