

MINUTES OF COUNTY FINANCES
TREASURER'S REPORT

IN THE MATTER OF COUNTY FINANCES
IN THE HANDS OF JERRY YARBROUGH
TREASURER OF LAMB COUNTY, TEXAS

COMMISSIONER'S COURT
LAMB COUNTY, TEXAS
IN REGULAR SESSION,
1ST QUARTER 2017


4TH QUARTER 2016

IN ACCORDANCE with Section 114.026, Local Government Code, we, the undersigned, constituting the entire Commissioners Court of said County, certify that on the 27th day of February, 2017, at the Regular term of Court, we compared and examined the quarterly report of JERRY YARBROUGH, Treasurer of Lamb County, Texas for the 1st quarter, 2016, and finding the same correct, entered an order in the Minutes approving said Report, which states total cash and other assets on hand as \$ 7,958,504.65.


James M. DeLoach, County Judge


Cory DeBerry, Commissioner Pct. 1


Kent Lewis, Commissioner, Pct. 2



Danny Short, Commissioner Pct. 3


Jimmy Young, Commissioner, Pct. 4

SWORN TO AND SUBSCRIBED BEFORE ME, by James M. DeLoach, County Judge, and County Commissioners of said Lamb County, each respectively, on this the 27th day of February, A. D., 2017.


Attest: Tonya Ritchie, County Clerk

FILED FOR RECORD THIS 27th DAY OF February, A.D. 2017, and recorded on the 27th day of February, A.D. 2017.


Tonya Ritchie, County Clerk and
Ex-Officio Clerk of the Commissioners
Court in and for Lamb County, Texas

By:

Deputy



TONYA RITCHIE
COUNTY CLERK, LAMB CO., TEXAS


2017 FEB 27 A 10:26

FILED FOR RECORD

QUARTERLY REPORT FOR PERIOD ENDING DECEMBER 31, 2016

SUBMITTED TO: COMMISSIONERS' COURT, LAMB COUNTY

PREPARED AND SUBMITTED BY: JERRY YARBROUGH
INVESTMENT OFFICER
COUNTY TREASURER


Signature

This report is made in accordance with provisions of Government Code 2256, the public Funds Investment Act, which requires quarterly reporting of investment transactions for the county funds to the commissioners' court. The investments held in Lamb County's portfolio comply with the Public Funds Investment Act and with the County's investment policy and strategies.

The cash availability in each account is monitored daily. The goal in each account is to maintain adequate monies to cover usual and customary monthly expenditures in each fund.

LAMB COUNTY

4TH QUARTER

ENDING

DECEMBER 31, 2016

QUARTERLY INVESTMENT REPORT

4TH QUARTER 2016

THE CASH IN OUR OPERATING ACCOUNTS (AIM BANK) IS MONITORED DAILY. ALL FUNDS ARE FIRST BASED ON THE NINETY DAY TREASURY BILL RATE ADJUSTED MONTHLY ON THE FIRST TUESDAY OF EACH MONTH.

AIM BANK

	<u>Amount on Deposit (All Accts.)</u>	<u>Interest Earned</u>	<u>Rate</u>
October	\$1,875,818.83	\$2,277.01	0.50%
November	\$5,091,079.38	\$3,831.74	0.50%
December	\$1,109,441.02	\$4,601.33	0.50%

Investors Cash Trust

	<u>Amount on Deposit</u>	<u>Interest Earned</u>	<u>Rate</u>
October	\$0.00	\$0.00	0.00%
November	\$0.00	\$0.00	0.00%
December	\$0.00	\$0.00	0.00%

TEXPOOL

	<u>Amount on Deposit</u>	<u>Interest Earned</u>	<u>Rate</u>
October	\$29.29	\$0.00	0.00%
November	\$29.29	\$0.00	0.00%
December	\$29.29	\$0.00	0.00%

Total interest earned for this quarter: \$18,892.68

Total interest earned Year to date: \$18,892.68

October 2016 through September 2017

FUND-ACCT. NO.	ACCOUNT NAME	CASH	INVESTMENTS	FUND TOTAL
010-GENERAL FUND				
=====				
010-1001	CLAIM ON CASH-GENERAL FUND	5,292,471.48		
010-1103	POOLED INVESTMENTS		0.00	
010-1105	TEXPOOL - GENERAL		11.26	
TOTAL 010-GENERAL FUND		5,292,471.48	11.26	5,292,482.74
021-ROAD & BRIDGE 1				
=====				
021-1001	CLAIM ON CASH-R&B 1	321,749.96		
021-1103	POOLED INVESTMENTS		0.00	
021-1105	TEXPOOL - PRECINCT 1		7.83	
TOTAL 021-ROAD & BRIDGE 1		321,749.96	7.83	321,757.79
022-ROAD & BRIDGE 2				
=====				
022-1001	CLAIM ON CASH-R&B 2	228,626.57		
022-1103	POOLED INVESTMENTS		0.00	
022-1105	INVESTMENT CD		0.00	
TOTAL 022-ROAD & BRIDGE 2		228,626.57	0.00	228,626.57
023-ROAD & BRIDGE 3				
=====				
023-1001	CLAIM ON CASH-R&B 3	128,038.03		
023-1103	POOLED INVESTMENTS		0.00	
023-1105	INVESTMENT CD		0.00	
TOTAL 023-ROAD & BRIDGE 3		128,038.03	0.00	128,038.03
024-ROAD & BRIDGE 4				
=====				
024-1001	CLAIM ON CASH-R&B 4	447,901.62		
024-1103	POOLED INVESTMENTS		0.00	
024-1105	INVESTMENT CD		0.00	
TOTAL 024-ROAD & BRIDGE 4		447,901.62	0.00	447,901.62
055-LAMB HEALTHCARE CENTER				
=====				
055-1000	HOSPITAL CASH	251,374.61		
055-1001	LAMB CO HOSPITAL CASH	0.00		
055-1103	SECURITY STATE CD		0.00	
055-1105	TEXPOOL - HOSPITAL		10.20	
TOTAL 055-LAMB HEALTHCARE CENTER		251,374.61	10.20	251,384.81

FUND-ACCT. NO.	ACCOUNT NAME	CASH	INVESTMENTS	FUND TOTAL
056-BAIL BOND BOARD ACCOUNT				
=====				
056-1001	CLAIM ON CASH-BAIL BOND (APPLI	7,294.87		
	TOTAL 056-BAIL BOND BOARD ACCOUNT	7,294.87	0.00	7,294.87
057-JURY FUND				
=====				
057-1001	CLAIM ON CASH-JURY FUND	39,791.45		
057-1103	POOLED INVESTMENTS		0.00	
057-1105	INVESTMENT		0.00	
	TOTAL 057-JURY FUND	39,791.45	0.00	39,791.45
059-GRANTS FUND				
=====				
059-1001	CLAIM ON CASH-GRANT FUND	0.00		
	TOTAL 059-GRANTS FUND	0.00	0.00	0.00
060-LIBRARY GRANTS				
=====				
060-1001	CLAIM ON CASH-LIBRARY GRANTS	0.00		
	TOTAL 060-LIBRARY GRANTS	0.00	0.00	0.00
083-CHILD ABUSE PREV/FAM PROT				
=====				
083-1001	CLAIM ON CASH-CHILD ABUSE/FAM	8,960.00		
	TOTAL 083-CHILD ABUSE PREV/FAM PROT	8,960.00	0.00	8,960.00
084-COURT HOUSE SECURITY				
=====				
084-1001	CLAIM ON CASH-COURT HOUSE SECU	26,360.14		
084-1103	POOLED INVESTMENTS		0.00	
	TOTAL 084-COURT HOUSE SECURITY	26,360.14	0.00	26,360.14
085-COMM COURT RECORDS PRES				
=====				
085-1001	CLAIM ON CASH-CC RECORDS PRES	36,284.96		
085-1103	POOLED INVESTMENTS		0.00	
	TOTAL 085-COMM COURT RECORDS PRES	36,284.96	0.00	36,284.96
086-COUNTY CLERK RECORDS PRES				
=====				
086-1001	CLAIM ON CASH-CO CLERK RECORDS	12,255.32		
086-1103	POOLED INVESTMENTS		0.00	
	TOTAL 086-COUNTY CLERK RECORDS PRES	12,255.32	0.00	12,255.32

FUND-ACCT. NO.	ACCOUNT NAME	CASH	INVESTMENTS	FUND TOTAL
087-DIST CLERK RECORDS PRES				
=====				
087-1001	CLAIM ON CASH-DIST CLERK RECOR	8,277.97		
087-1103	POOLED INVESTMENTS		0.00	
	TOTAL 087-DIST CLERK RECORDS PRES	8,277.97	0.00	8,277.97
088-COUNTY & DISTRICT TECH FU				
=====				
088-1001	CLAIM ON CASH-CO & DIST TECH	2,224.45		
	TOTAL 088-COUNTY & DISTRICT TECH FU	2,224.45	0.00	2,224.45
089-DIST COURTS TECH/ARCHIVE				
=====				
089-1001	CLAIM ON CASH-DIST COURT ARCHI	6,398.08		
	TOTAL 089-DIST COURTS TECH/ARCHIVE	6,398.08	0.00	6,398.08
131-JP TECHNOLOGY FUND				
=====				
131-1001	CLAIM ON CASH-JP TECHNOLOGY	20,181.60		
131-1103	POOLED INVESTMENTS		0.00	
	TOTAL 131-JP TECHNOLOGY FUND	20,181.60	0.00	20,181.60
133-JP SECURITY FUND				
=====				
133-1001	CLAIM ON CASH-JP SECURITY	13,033.86		
133-1103	POOLED INVESTMENTS		0.00	
	TOTAL 133-JP SECURITY FUND	13,033.86	0.00	13,033.86
140-JUVENILE PROBATION FUND				
=====				
140-1001	CLAIM ON CASH-JUV PROBATION	(43,803.94)		
140-1003	JPO RESTITUTION ACCT	0.00		
	TOTAL 140-JUVENILE PROBATION FUND	(43,803.94)	0.00	(43,803.94)
141-STAND GRANT				
=====				
141-1001	CLAIM ON CASH-STAND GRANT	(25,366.01)		
	TOTAL 141-STAND GRANT	(25,366.01)	0.00	(25,366.01)
142-TITLE IV-E FUND				
=====				
142-1000	IV-E CASH ACCOUNT	38,022.51		
142-1001	CLAIM ON CASH- IV-E	0.00		
	TOTAL 142-TITLE IV-E FUND	38,022.51	0.00	38,022.51

FUND-ACCT. NO.	ACCOUNT NAME	CASH	INVESTMENTS	FUND TOTAL
<u>143-LAMB COUNTY 4-H ACTION</u>				
=====				
143-1000	LAMB COUNTY 4H ACTION FOR KIDS	0.00		
	TOTAL 143-LAMB COUNTY 4-H ACTION	0.00	0.00	0.00
<u>144-JPO-STATE AID</u>				
=====				
144-1001	CLAIM ON CASH-JPO STATE AID	17,611.37		
	TOTAL 144-JPO-STATE AID	17,611.37	0.00	17,611.37
<u>150-CO CLERK ELECTION ADMIN</u>				
=====				
150-1001	CLAIM ON CASH-ELECTION ADMIN	2,285.13		
	TOTAL 150-CO CLERK ELECTION ADMIN	2,285.13	0.00	2,285.13
<u>151-CO CLERK RECORDS ARCHIVE</u>				
=====				
151-1001	CLAIM ON CASH-CO CLERK ARCHIVE	77,633.36		
	TOTAL 151-CO CLERK RECORDS ARCHIVE	77,633.36	0.00	77,633.36
<u>165-TAX A/C- VOTER REG FUND</u>				
=====				
165-1000	CASH-TAX A/C VOTER REG ACCT	6.57		
	TOTAL 165-TAX A/C- VOTER REG FUND	6.57	0.00	6.57
<u>171-VCLG GRANT</u>				
=====				
171-1001	CLAIM ON CASH-VCLG GRANT	(4,833.93)		
	TOTAL 171-VCLG GRANT	(4,833.93)	0.00	(4,833.93)
<u>173-PRE-TRIAL DIVERSION</u>				
=====				
173-1001	CLAIM ON CASH-PRE-TRIAL DIVERS	62,811.04		
173-1103	POOLED INVESTMENTS		0.00	
	TOTAL 173-PRE-TRIAL DIVERSION	62,811.04	0.00	62,811.04
<u>174-DWI VIDEO FUND</u>				
=====				
174-1001	CLAIM ON CASH-DWI VIDEO	3,805.52		
	TOTAL 174-DWI VIDEO FUND	3,805.52	0.00	3,805.52
<u>175-CO ATTY DRUG FORFEITURE</u>				
=====				
175-1000	CO ATTY DRUG FORFEITURE ACCT	50,519.57		
175-1001	CLAIM ON CASH-CA FORFEITURE	(4,367.47)		
	TOTAL 175-CO ATTY DRUG FORFEITURE	46,152.10	0.00	46,152.10

FUND-ACCT. NO.	ACCOUNT NAME	CASH	INVESTMENTS	FUND TOTAL
176-CO ATTY HOT CK FEE FUND				
=====				
176-1000	CO ATTY HOT CHECK FEE FUND	5,037.57		
176-1001	CLAIM ON CASH-HOT CK FEE FUND	(3,105.71)		
	TOTAL 176-CO ATTY HOT CK FEE FUND	1,931.86	0.00	1,931.86
180-SHERIFF COMMISSARY FUND				
=====				
180-1000	SHERIFF COMMISSARY ACCT	24,430.23		
	TOTAL 180-SHERIFF COMMISSARY FUND	24,430.23	0.00	24,430.23
181-SHERIFF FORFEITURE-STATE				
=====				
181-1000	SHERIFF FORFEITURE-STATE CASH	76,510.61		
	TOTAL 181-SHERIFF FORFEITURE-STATE	76,510.61	0.00	76,510.61
182-SHERIFF FORFEITURE-FEDERA				
=====				
182-1000	SHERIFF FOREPITURE-FED CASH	0.00		
	TOTAL 182-SHERIFF FORFEITURE-FEDERA	0.00	0.00	0.00
190-COUNTY LIBRARY-LITTLEFIEL				
=====				
190-1000	LFD-LAMB CO LIBRARY ADV BOARD	0.00		
190-1001	CLAIM ON CASH-LFD LIBRARY	2,176.36		
	TOTAL 190-COUNTY LIBRARY-LITTLEFIEL	2,176.36	0.00	2,176.36
191-OLTON LIBRARY				
=====				
191-1000	OLTON LIBRARY LOCAL DONATIONS	0.00		
191-1001	CLAIM ON CASH-OLT LIBRARY	6,161.10		
	TOTAL 191-OLTON LIBRARY	6,161.10	0.00	6,161.10
195-HISTORICAL COMMISSION				
=====				
195-1001	CLAIM ON CASH-HISTORICAL COMMI	8.47		
	TOTAL 195-HISTORICAL COMMISSION	8.47	0.00	8.47
301-CAPITAL PROJECTS				
=====				
301-1001	CLAIM ON CASH-CAP PROJECTS	7.18		
301-1103	POOLED INVESTMENTS		0.00	
	TOTAL 301-CAPITAL PROJECTS	7.18	0.00	7.18

FUND-ACCT. NO.	ACCOUNT NAME	CASH	INVESTMENTS	FUND TOTAL
<u>502-DISTRICT CLERK</u>				
=====				
502-1002	DIST CLERK ACCOUNT	305,421.63		
502-1004	DIST CLERK-CIVIL FEES	27,459.60		
502-1005	DIST CLERK-CRIMINAL FEES	6,236.20		
502-1006	DISTRICT CLERK TRUST ACCOUNTS	23,094.95		
	TOTAL 502-DISTRICT CLERK	<u>362,212.38</u>	<u>0.00</u>	<u>362,212.38</u>
<u>504-COUNTY CLERK</u>				
=====				
504-1002	CO CLERK CASH BOND-CRIMINAL	20,614.00		
504-1004	CO CLERK-GENERAL FUND CASH	2,132.10		
504-1005	CO CLERK-CRIM PARTIAL PMT	2,354.32		
504-1006	CO CLERK-TRUST ACCOUNTS	0.00		
	TOTAL 504-COUNTY CLERK	<u>25,100.42</u>	<u>0.00</u>	<u>25,100.42</u>
<u>505-TAX ACCESSOR/COLLECTOR</u>				
=====				
505-1004	TAX A/C- AUTO ACCT AIM BANK	277,879.36		
505-1005	TAX A/C- AUTO ACCT FIRST UNITE	46.59		
505-1006	TAX A/C-AUTO ACCT HAPPY STATE	8.11		
505-1007	TAX A/C- TAX ACCOUNT	5,161.30		
505-1008	TAX A/C- ESCROW ACCOUNT	1,932.39		
	TOTAL 505-TAX ACCESSOR/COLLECTOR	<u>285,027.75</u>	<u>0.00</u>	<u>285,027.75</u>
<u>506-COUNTY TREASURER</u>				
=====				
506-1002	LAMB CO CAFETERIA PLAN ACCT	9,587.36		
506-1006	SPADE ACCOUNT-GRANT	0.00		
506-1007	CASH-LAMB CO BAIL BONDS ACCT	13,358.04		
506-1008	TREAS CASH BOND ACCOUNT	15,000.00		
	TOTAL 506-COUNTY TREASURER	<u>37,945.40</u>	<u>0.00</u>	<u>37,945.40</u>
<u>507-COUNTY ATTORNEY</u>				
=====				
507-1006	CO ATTY SEIZURE ACCOUNT	4,815.52		
507-1007	CO ATTY TRUST HOT CHECK FUND	(1,310.86)		
	TOTAL 507-COUNTY ATTORNEY	<u>3,504.66</u>	<u>0.00</u>	<u>3,504.66</u>
<u>509-ADULT PROBATION</u>				
=====				
509-1002	154th J.D. -PTAF CASH ACCOUNT	2,551.00		
509-1004	LAMB COUNTY PTAF-CASH ACCOUNT	0.00		
	TOTAL 509-ADULT PROBATION	<u>2,551.00</u>	<u>0.00</u>	<u>2,551.00</u>

FUND-ACCT. NO.	ACCOUNT NAME	CASH	INVESTMENTS	FUND TOTAL
511-JUSTICE OF THE PEACE				
=====				
511-1011	JP 1 CASH ACCOUNT	4,218.13		
511-1012	JP 2 CASH ACCOUNT	3.71		
511-1013	JP 3 CASH ACCOUNT	634.09		
511-1014	JP 4 CASH ACCOUNT	243.89		
	TOTAL 511-JUSTICE OF THE PEACE	5,099.82	0.00	5,099.82
515-SHERIFF				
=====				
515-1003	SHERIFF BOND FEES-0244716	0.00		
515-1006	SHERIFF SEIZURE-STATE CASH	1.00		
515-1007	SHERIFF PETTY CASH ACCT	0.00		
515-1008	SHERIFF LEOSE CASH ACCOUNT	14,513.05		
515-1009	SHERIFF PRISONER TRUST CASH	7,563.94		
515-1010	SHERIFF UNCLAIMED PRISONER ACC	0.00		
515-1011	SHERIFF TRUST ACCOUNT	516.75		
515-1013	SHERIFF TOYS FOR KIDS CASH ACC	9,175.65		
	TOTAL 515-SHERIFF	31,770.39	0.00	31,770.39
600-ADULT-BASIC SUPERVISION				
=====				
600-1000	CSCD CASH-AIM BANK	0.00		
600-1001	CLAIM ON CASH-CSCD BASIC SUPER	60,127.42		
	TOTAL 600-ADULT-BASIC SUPERVISION	60,127.42	0.00	60,127.42
601-ADULT-CCP COMMUNITY CORRE				
=====				
601-1000	CCP COMMUNITY CORRECTIONS	0.00		
601-1001	CLAIM ON CASH-CSCD CCP COMMUNI	7,432.50		
	TOTAL 601-ADULT-CCP COMMUNITY CORRE	7,432.50	0.00	7,432.50
801-DEBT SERVICE				
=====				
801-1001	CLAIM ON CASH-DEBT SERVICE	929.12		
801-1103	POOLED INVESTMENTS		0.00	
801-1105	DEBT SERVICE INVESTMENT		0.00	
	TOTAL 801-DEBT SERVICE	929.12	0.00	929.12
TOTAL CASH & INVESTMENTS				
		7,958,475.36	29.29	7,958,504.65
		=====	=====	=====

*** END OF REPORT ***

AVERAGE
DAILY
BALANCE

		BEGINNING BALANCE	TOTAL DEBITS	TOTAL CREDITS	ENDING BALANCE	AVERAGE DAILY BALANCE
GENERAL FUND						
010-1001	CLAIM ON CASH-GE	3,223,106.93	3,937,903.06	1,868,538.51CR	5,292,471.48	4,798,420.10
010-1105	TEXPOOL - GENERA	11.26	0.00	0.00	11.26	11.26
	FUND 010 TOTAL	3,223,118.19	3,937,903.06	1,868,538.51CR	5,292,482.74	4,798,431.36
ROAD & BRIDGE 1						
021-1001	CLAIM ON CASH-R&	236,196.45	225,052.05	139,498.54CR	321,749.96	298,709.84
021-1105	TEXPOOL - PRECIN	7.83	0.00	0.00	7.83	7.83
	FUND 021 TOTAL	236,204.28	225,052.05	139,498.54CR	321,757.79	298,717.67
ROAD & BRIDGE 2						
022-1001	CLAIM ON CASH-R&	126,421.20	230,619.01	128,413.64CR	228,626.57	215,897.63
	FUND 022 TOTAL	126,421.20	230,619.01	128,413.64CR	228,626.57	215,897.63
ROAD & BRIDGE 3						
023-1001	CLAIM ON CASH-R&	163,126.18	224,758.14	259,846.29CR	128,038.03	119,285.10
	FUND 023 TOTAL	163,126.18	224,758.14	259,846.29CR	128,038.03	119,285.10
ROAD & BRIDGE 4						
024-1001	CLAIM ON CASH-R&	439,005.32	225,382.63	216,486.33CR	447,901.62	473,986.60
	FUND 024 TOTAL	439,005.32	225,382.63	216,486.33CR	447,901.62	473,986.60
LAMB HEALTHCARE CENTER						
055-1000	HOSPITAL CASH	224,213.20	2,845,008.44	2,817,847.03CR	251,374.61	435,027.50
055-1105	TEXPOOL - HOSPIT	10.20	0.00	0.00	10.20	10.20
	FUND 055 TOTAL	224,223.40	2,845,008.44	2,817,847.03CR	251,384.81	435,037.70
BAIL BOND BOARD ACCOUNT						
056-1001	CLAIM ON CASH-BA	6,283.49	1,011.38	0.00	7,294.87	7,167.53
	FUND 056 TOTAL	6,283.49	1,011.38	0.00	7,294.87	7,167.53
JURY FUND						
057-1001	CLAIM ON CASH-JU	41,237.62	223.83	1,670.00CR	39,791.45	40,169.15
	FUND 057 TOTAL	41,237.62	223.83	1,670.00CR	39,791.45	40,169.15

		BEGINNING BALANCE	TOTAL DEBITS	TOTAL CREDITS	ENDING BALANCE	AVERAGE DAILY BALANCE
GRANTS FUND						
059-1001	CLAIM ON CASH-GR	231,898.00CR	231,898.00	0.00	0.00	47,891.98CR
	FUND 059 TOTAL	231,898.00CR	231,898.00	0.00	0.00	47,891.98CR
LIBRARY GRANTS						
060-1001	CLAIM ON CASH-LI	0.00	0.00	0.00	0.00	0.00
	FUND 060 TOTAL	0.00	0.00	0.00	0.00	0.00
EMERGENCY FOOD & SHELTER						
061-1000	PUBLIC ASST FOOD	0.00	0.00	0.00	0.00	0.00
	FUND 061 TOTAL	0.00	0.00	0.00	0.00	0.00
TEXAS CAPITAL FUND GRANT						
062-1000	TEXAS CAPITAL FU	0.00	0.00	0.00	0.00	0.00
	FUND 062 TOTAL	0.00	0.00	0.00	0.00	0.00
CHILD ABUSE PREV/FAM PROT						
083-1001	CLAIM ON CASH-CH	8,840.00	120.00	0.00	8,960.00	8,889.08
	FUND 083 TOTAL	8,840.00	120.00	0.00	8,960.00	8,889.08
COURT HOUSE SECURITY						
084-1001	CLAIM ON CASH-CO	26,665.90	1,499.75	1,805.51CR	26,360.14	25,992.66
	FUND 084 TOTAL	26,665.90	1,499.75	1,805.51CR	26,360.14	25,992.66
COMM COURT RECORDS PRES						
085-1001	CLAIM ON CASH-CC	35,128.08	1,156.88	0.00	36,284.96	35,698.93
	FUND 085 TOTAL	35,128.08	1,156.88	0.00	36,284.96	35,698.93
COUNTY CLERK RECORDS PRES						
086-1001	CLAIM ON CASH-CO	28,557.03	5,039.60	21,341.31CR	12,255.32	14,680.66
	FUND 086 TOTAL	28,557.03	5,039.60	21,341.31CR	12,255.32	14,680.66

		BEGINNING BALANCE	TOTAL DEBITS	TOTAL CREDITS	ENDING BALANCE	AVERAGE DAILY BALANCE
DIST CLERK RECORDS PRES						
087-1001	CLAIM ON CASH-DI	7,967.56	310.41	0.00	8,277.97	8,136.26
	FUND 087 TOTAL	7,967.56	310.41	0.00	8,277.97	8,136.26
COUNTY & DISTRICT TECH FU						
088-1001	CLAIM ON CASH-CO	2,128.38	96.07	0.00	2,224.45	2,184.56
	FUND 088 TOTAL	2,128.38	96.07	0.00	2,224.45	2,184.56
DIST COURTS TECH/ARCHIVE						
089-1001	CLAIM ON CASH-DI	6,205.09	192.99	0.00	6,398.08	6,296.43
	FUND 089 TOTAL	6,205.09	192.99	0.00	6,398.08	6,296.43
JP TECHNOLOGY FUND						
131-1001	CLAIM ON CASH-JP	19,345.18	836.42	0.00	20,181.60	19,771.58
	FUND 131 TOTAL	19,345.18	836.42	0.00	20,181.60	19,771.58
JP SECURITY FUND						
133-1001	CLAIM ON CASH-JP	12,786.98	246.88	0.00	13,033.86	12,913.92
	FUND 133 TOTAL	12,786.98	246.88	0.00	13,033.86	12,913.92
CO CLERK ELECTION ADMIN						
150-1001	CLAIM ON CASH-EL	893.36	1,391.77	0.00	2,285.13	1,150.53
	FUND 150 TOTAL	893.36	1,391.77	0.00	2,285.13	1,150.53
CO CLERK RECORDS ARCHIVE						
151-1001	CLAIM ON CASH-CO	72,694.19	4,939.17	0.00	77,633.36	75,067.87
	FUND 151 TOTAL	72,694.19	4,939.17	0.00	77,633.36	75,067.87
TAX A/C- VOTER REG FUND						
165-1000	CASH-TAX A/C VOT	6.57	0.00	0.00	6.57	6.57
	FUND 165 TOTAL	6.57	0.00	0.00	6.57	6.57

		BEGINNING BALANCE	TOTAL DEBITS	TOTAL CREDITS	ENDING BALANCE	AVERAGE DAILY BALANCE
PRE-TRIAL DIVERSION						
173-1001	CLAIM ON CASH-PR	62,255.33	3,737.36	3,181.65CR	62,811.04	62,707.12
	FUND 173 TOTAL	62,255.33	3,737.36	3,181.65CR	62,811.04	62,707.12
DWI VIDEO FUND						
174-1001	CLAIM ON CASH-DW	3,738.03	67.49	0.00	3,805.52	3,775.10
	FUND 174 TOTAL	3,738.03	67.49	0.00	3,805.52	3,775.10
CO ATTY DRUG FORFEITURE						
175-1000	CO ATTY DRUG FOR	50,495.08	24.49	0.00	50,519.57	50,511.58
175-1001	CLAIM ON CASH-CA	0.00	0.00	4,367.47CR	4,367.47CR	474.73CR
	FUND 175 TOTAL	50,495.08	24.49	4,367.47CR	46,152.10	50,036.85
CO ATTY HOT CK FEE FUND						
176-1000	CO ATTY HOT CHEC	4,752.63	284.94	0.00	5,037.57	4,975.37
176-1001	CLAIM ON CASH-HO	0.00	0.00	3,105.71CR	3,105.71CR	337.58CR
	FUND 176 TOTAL	4,752.63	284.94	3,105.71CR	1,931.86	4,637.79
SHERIFF COMMISSARY FUND						
180-1000	SHERIFF COMMISSA	23,300.38	5,177.68	4,047.83CR	24,430.23	24,066.69
	FUND 180 TOTAL	23,300.38	5,177.68	4,047.83CR	24,430.23	24,066.69
SHERIFF FORFEITURE-STATE						
181-1000	SHERIFF FORFEITU	76,390.33	120.28	0.00	76,510.61	76,429.37
	FUND 181 TOTAL	76,390.33	120.28	0.00	76,510.61	76,429.37
SHERIFF FORFEITURE-FEDERA						
182-1000	SHERIFF FOREFITU	0.00	0.00	0.00	0.00	0.00
	FUND 182 TOTAL	0.00	0.00	0.00	0.00	0.00
COUNTY LIBRARY-LITTLEFIEL						
190-1000	LFD-LAMB CO LIBR	0.00	0.00	0.00	0.00	0.00

		BEGINNING BALANCE	TOTAL DEBITS	TOTAL CREDITS	ENDING BALANCE	AVERAGE DAILY BALANCE
190-1001	CLAIM ON CASH-LF	2,176.36	0.00	0.00	2,176.36	2,176.36
	FUND 190 TOTAL	2,176.36	0.00	0.00	2,176.36	2,176.36
OLTON LIBRARY						
191-1000	OLTON LIBRARY LO	0.00	0.00	0.00	0.00	0.00
191-1001	CLAIM ON CASH-OL	6,161.10	0.00	0.00	6,161.10	6,161.10
	FUND 191 TOTAL	6,161.10	0.00	0.00	6,161.10	6,161.10
HISTORICAL COMMISSION						
195-1001	CLAIM ON CASH-HI	8.47	0.00	0.00	8.47	8.47
	FUND 195 TOTAL	8.47	0.00	0.00	8.47	8.47
CAPITAL PROJECTS						
301-1001	CLAIM ON CASH-CA	7.18	0.00	0.00	7.18	7.18
	FUND 301 TOTAL	7.18	0.00	0.00	7.18	7.18
DISTRICT CLERK						
502-1002	DIST CLERK ACCOU	311,985.93	500.00	7,064.30CR	305,421.63	307,310.07
502-1004	DIST CLERK-CIVIL	25,655.54	8,014.28	6,210.22CR	27,459.60	26,142.78
502-1005	DIST CLERK-CRIMI	6,494.54	5,520.50	5,778.84CR	6,236.20	5,507.07
502-1006	DISTRICT CLERK T	23,094.95	0.00	0.00	23,094.95	23,094.95
	FUND 502 TOTAL	367,230.96	14,034.78	19,053.36CR	362,212.38	362,054.87
COUNTY CLERK						
504-1002	CO CLERK CASH BO	17,794.00	2,820.00	0.00	20,614.00	19,035.09
504-1003	CO CLERK CASH BO	0.00	0.00	0.00	0.00	0.00
504-1004	CO CLERK-GENERAL	32.10	8,391.95	6,291.95CR	2,132.10	1,382.61
504-1005	CO CLERK-CRIM PA	1,674.32	1,070.00	390.00CR	2,354.32	1,915.19
504-1006	CO CLERK-TRUST A	0.00	0.00	0.00	0.00	0.00
	FUND 504 TOTAL	19,500.42	12,281.95	6,681.95CR	25,100.42	22,332.89
TAX ACCESSOR/COLLECTOR						
505-1004	TAX A/C- AUTO AC	114,377.24	598,817.47	435,315.35CR	277,879.36	119,766.43
505-1005	TAX A/C- AUTO AC	35.59	1,877.00	1,866.00CR	46.59	85.84

		BEGINNING BALANCE	TOTAL DEBITS	TOTAL CREDITS	ENDING BALANCE	AVERAGE DAILY BALANCE
505-1006	TAX A/C-AUTO ACC	6.11	7,368.00	7,366.00CR	8.11	57.43
505-1007	TAX A/C- TAX ACC	5,166.67	68.13	73.50CR	5,161.30	5,169.07
505-1008	TAX A/C- ESCROW	1,929.35	3.04	0.00	1,932.39	1,930.34
	FUND 505 TOTAL	121,514.96	608,133.64	444,620.85CR	285,027.75	127,009.11
COUNTY TREASURER						
506-1002	LAMB CO CAFETERI	8,040.51	7,552.17	6,005.32CR	9,587.36	7,085.57
506-1006	SPADE ACCOUNT-GR	0.00	0.00	0.00	0.00	0.00
506-1007	CASH-LAMB CO BAI	12,337.23	1,020.81	0.00	13,358.04	13,226.33
506-1008	TREAS CASH BOND	11,250.00	3,750.00	0.00	15,000.00	14,551.63
	FUND 506 TOTAL	31,627.74	12,322.98	6,005.32CR	37,945.40	34,863.53
COUNTY ATTORNEY						
507-1006	CO ATTY SEIZURE	4,815.52	0.00	0.00	4,815.52	4,815.52
507-1007	CO ATTY TRUST HO	777.44CR	11,496.48	12,029.90CR	1,310.86CR	1,239.11CR
	FUND 507 TOTAL	4,038.08	11,496.48	12,029.90CR	3,504.66	3,576.41
ADULT PROBATION						
509-1002	154th J.D. -PTAF	2,851.00	895.00	1,195.00CR	2,551.00	2,593.83
509-1004	LAMB COUNTY PTAF	0.00	0.00	0.00	0.00	0.00
	FUND 509 TOTAL	2,851.00	895.00	1,195.00CR	2,551.00	2,593.83
JUSTICE OF THE PEACE						
511-1011	JP 1 CASH ACCOUN	1,524.30	6,346.93	3,653.10CR	4,218.13	1,999.08
511-1012	JP 2 CASH ACCOUN	3.59	2,605.12	2,605.00CR	3.71	3.67
511-1013	JP 3 CASH ACCOUN	2,225.74	41,127.17	42,718.82CR	634.09	1,527.19
511-1014	JP 4 CASH ACCOUN	489.24	12,003.55	12,248.90CR	243.89	2,256.80
	FUND 511 TOTAL	4,242.87	62,082.77	61,225.82CR	5,099.82	5,786.74
SHERIFF						
515-1003	SHERIFF BOND FEE	0.00	0.00	0.00	0.00	0.00
515-1006	SHERIFF SEIZURE-	1.00	0.00	0.00	1.00	1.00
515-1007	SHERIFF PETTY CA	0.00	0.00	0.00	0.00	0.00
515-1008	SHERIFF LEOSE CA	14,490.23	22.82	0.00	14,513.05	14,497.64
515-1009	SHERIFF PRISONER	7,790.01	9,223.51	9,449.58CR	7,563.94	7,244.72
515-1010	SHERIFF UNCLAIME	0.00	0.00	0.00	0.00	0.00

		BEGINNING BALANCE	TOTAL DEBITS	TOTAL CREDITS	ENDING BALANCE	AVERAGE DAILY BALANCE
515-1011	SHERIFF TRUST AC	516.75	2,276.91	2,276.91CR	516.75	492.00
515-1013	SHERIFF TOYS FOR	8,024.99	2,559.59	1,408.93CR	9,175.65	8,522.97
	FUND 515 TOTAL	30,822.98	14,082.83	13,135.42CR	31,770.39	30,758.33
DEBT SERVICE						
801-1001	CLAIM ON CASH-DE	923.10	6.02	0.00	929.12	926.67
	FUND 801 TOTAL	923.10	6.02	0.00	929.12	926.67
	REPORT TOTALS	5,260,977.00	8,682,435.17	6,034,097.44CR	7,909,314.73	7,371,498.22

SELECTION CRITERIA

PRINT CURRENT

FUND: Exclude: 999
ACCOUNT TYPE: ALL CASH
TRANSACTION DATES: 10/01/2016 THRU 12/31/2016
PERIOD 13: EXCLUDE

PRINT OPTIONS

REPORT TYPE: SUMMARY
RECAP ONLY: YES
DESCRIPTIONS: NO

*** END OF REPORT ***

		BEGINNING BALANCE	TOTAL DEBITS	TOTAL CREDITS	ENDING BALANCE	AVERAGE DAILY BALANCE
JUVENILE PROBATION FUND						
140-1000	JUVENILE PROB CA	0.00	0.00	0.00	0.00	0.00
140-1001	CLAIM ON CASH-JU	10,160.31	0.00	53,964.25CR	43,803.94CR	17,202.33CR
140-1003	JPO RESTITUTION	305.00	129.40	434.40CR	0.00	68.17
140-1004	JPO-4-H ACTION F	0.00	0.00	0.00	0.00	0.00
	FUND 140 TOTAL	10,465.31	129.40	54,398.65CR	43,803.94CR	17,134.16CR
STAND GRANT						
141-1000	CASH-STAND ACCOU	0.00	0.00	0.00	0.00	0.00
141-1001	CLAIM ON CASH-ST	24,209.92CR	26,403.23	27,559.32CR	25,366.01CR	25,533.49CR
	FUND 141 TOTAL	24,209.92CR	26,403.23	27,559.32CR	25,366.01CR	25,533.49CR
TITLE IV-E FUND						
142-1000	IV-E CASH ACCOUN	35,623.44	2,399.07	0.00	38,022.51	36,049.02
142-1001	CLAIM ON CASH- I	0.00	0.00	0.00	0.00	0.00
	FUND 142 TOTAL	35,623.44	2,399.07	0.00	38,022.51	36,049.02
LAMB COUNTY 4-H ACTION						
143-1000	LAMB COUNTY 4H A	0.00	0.00	0.00	0.00	0.00
	FUND 143 TOTAL	0.00	0.00	0.00	0.00	0.00
JPO-STATE AID						
144-1001	CLAIM ON CASH-JP	648.02CR	63,664.00	45,404.61CR	17,611.37	10,840.03
	FUND 144 TOTAL	648.02CR	63,664.00	45,404.61CR	17,611.37	10,840.03
VCLG GRANT						
171-1001	CLAIM ON CASH-VC	8,711.23CR	11,328.41	7,451.11CR	4,833.93CR	4,683.93CR
	FUND 171 TOTAL	8,711.23CR	11,328.41	7,451.11CR	4,833.93CR	4,683.93CR
ADULT-BASIC SUPERVISION						
600-1000	CSCD CASH-AIM BA	0.00	0.00	0.00	0.00	0.00
600-1001	CLAIM ON CASH-CS	50,814.31	47,441.22	38,128.11CR	60,127.42	54,763.85
	FUND 600 TOTAL	50,814.31	47,441.22	38,128.11CR	60,127.42	54,763.85

	BEGINNING BALANCE	TOTAL DEBITS	TOTAL CREDITS	ENDING BALANCE	AVERAGE DAILY BALANCE
ADULT-CCP COMMUNITY CORRE 601-1001 CLAIM ON CASH-CS	6,434.03	8,216.00	7,217.53CR	7,432.50	5,764.25
FUND 601 TOTAL	<u>6,434.03</u>	<u>8,216.00</u>	<u>7,217.53CR</u>	<u>7,432.50</u>	<u>5,764.25</u>
REPORT TOTALS	<u>69,767.92</u>	<u>159,581.33</u>	<u>180,159.33CR</u>	<u>49,189.92</u>	<u>60,065.57</u>

SELECTION CRITERIA

PRINT CURRENT

FUND: All
ACCOUNT TYPE: ALL CASH
TRANSACTION DATES: 10/01/2016 THRU 12/31/2016
PERIOD 13: EXCLUDE

PRINT OPTIONS

REPORT TYPE: SUMMARY
RECAP ONLY: YES
DESCRIPTIONS: NO

*** END OF REPORT ***

Investment Portfolio Pledged Securities
 AIM BANK
 LITTLEFIELD, TX

InTrader (pledged)
 Last : 10/31/2016
 As-of: 11/30/2016
 ZAIM 1018373

Sec ID	Ticket	Security Description Line 1	Rate	Safekeeping Agent	Maturity	Grp	Original Face S & P	Par/Curr Face Moody	Priced Pledged	Book Value Market Value
PLEDGED TO: lambc										
3138A7G78		*LAMB COUNTY		THE INDEPENDENT BANKERSBANK			2,610,000.00		11/25/2016	975,852.72
TIB	164039076	FNMA #AH5614	3.5		02/01/2026	305	939,720.66		07/08/2015	982,515.02
3138ELV3		FNMA #AL4195		THE INDEPENDENT BANKERSBANK			5,425,000.00		11/25/2016	2,626,781.52
TIB	164038151	FNMA #AL7281	3.5		06/01/2027	305	2,534,418.30		12/19/2014	2,643,892.55
3138EQC77		FNMA #AL7281		THE INDEPENDENT BANKERSBANK			3,000,000.00		11/25/2016	2,610,205.56
TIB	163004673	FNMA #AP2085 ARM	3		09/01/2030	305	2,484,981.69		11/01/2016	2,558,803.44
3138M5J75		FNMA #AP7539		THE INDEPENDENT BANKERSBANK			3,000,000.00		11/25/2016	1,356,308.69
TIB	164027259	FNMA #AP7539	1.938		08/01/2042	305	1,305,035.91		02/04/2013	1,371,879.13
3138MBLV6		FNMA #AP7539		THE INDEPENDENT BANKERSBANK			2,450,000.00		11/25/2016	1,235,397.37
TIB	164029772	FNMA #890329	3		09/01/2027	305	1,177,464.17		11/26/2013	1,211,264.09
3141OLEA6		FNMA #890329		THE INDEPENDENT BANKERSBANK			1,775,000.00		11/25/2016	606,096.46
TIB	164024221	FNMA #MA0695	4		04/01/2026	305	568,825.91		04/09/2013	604,079.51
31417YXZ5		FNMA #MA0695		THE INDEPENDENT BANKERSBANK			900,000.00		11/25/2016	299,042.60
TIB	213001967	FNMA #MA1322	4		04/01/2031	305	276,940.18		02/04/2013	292,079.34
31418APG7		FNMA #MA1322		THE INDEPENDENT BANKERSBANK			1,452,000.00		11/25/2016	573,514.51
TIB	164033938	HARRIS CO TX MUD #304 BQ CALL	3		01/01/2023	305	562,942.24		04/09/2014	579,508.42
413951HZ0		GO		THE INDEPENDENT BANKERSBANK			610,000.00	AA	11/25/2016	643,199.66
TIB	204056765	FHMS KJ02 A2	4		09/01/2032	400	610,000.00		07/13/2016	623,017.40
3137BLVZ8		FHMS KJ02 A2		THE INDEPENDENT BANKERSBANK			1,000,000.00		11/25/2016	1,024,486.35
TIB	158016054		2.597		09/25/2020	800	1,000,000.00		05/02/2016	1,025,495.60
TOTAL FOR PLEDGE ID lambc										
		Pledged: 10	Orig Face: 22,222,000.00			Current Face: 11,460,329.06			Market: 11,892,534.50	Book: 11,950,885.44

The information contained herein, while believed to be reliable, is not guaranteed.
 For assistance please contact TIB Investment Portfolio (866) 308-4842.

Trusted.



Partner.

Investment Portfolio Pledged Securities
 AIM BANK
 LITTLEFIELD, TX

InTrader (pledged)
 Last : 11/30/2016
 As-of: 12/31/2016
 2AIM 1018373

Sec ID	Ticket	Security Description Line 1	Security Description Line 2	Safekeeping Agent	Rate	Maturity	Grp	Original Face S & P	Par/Curr Face Moody	Priced Pledged	Book Value Market Value
PLEDGED TO: lambc											
		*LAMB COUNTY									
TIB	164039076	FNMA #AH5614		THE INDEPENDENT BANKERSBANK	3.5	02/01/2026	305	2,610,000.00	921,491.77	12/27/2016	956,069.84
TIB	164038151	FNMA #AL4195		THE INDEPENDENT BANKERSBANK	3.5	08/01/2027	305	5,425,000.00	2,472,414.02	12/27/2016	2,560,022.86
TIB	163004673	FNMA #AL7281		THE INDEPENDENT BANKERSBANK	3	09/01/2030	305	3,000,000.00	2,453,232.81	12/27/2016	2,570,234.36
TIB	164029772	FNMA #AP7539		THE INDEPENDENT BANKERSBANK	3	09/01/2027	305	2,450,000.00	1,153,537.10	12/27/2016	2,507,760.20
TIB	164024221	FNMA #890329		THE INDEPENDENT BANKERSBANK	4	04/01/2026	305	1,775,000.00	554,947.08	12/27/2016	1,210,053.45
TIB	164024221	FNMA #MAA0695		THE INDEPENDENT BANKERSBANK	4	04/01/2031	305	900,000.00	271,354.89	02/04/2013	591,121.38
TIB	213001967	FNMA #MAA1322		THE INDEPENDENT BANKERSBANK	3	01/01/2023	305	1,452,000.00	550,039.09	12/27/2016	588,374.27
TIB	164039398	ALABAMA FED AID HWY FIN AUTH S		THE INDEPENDENT BANKERSBANK	5	09/01/2035	400	750,000.00	750,000.00	12/27/2016	858,091.64
TIB	163004787	REV BDS	2016	THE INDEPENDENT BANKERSBANK	5	09/01/2035	400	500,000.00	500,000.00	12/27/2016	866,235.00
TIB	018106KF0	ALLEN TX ISD CALL		THE INDEPENDENT BANKERSBANK	5	02/15/2035	400	500,000.00	500,000.00	12/27/2016	587,992.57
TIB	204070344	GO		THE INDEPENDENT BANKERSBANK	4	09/01/2032	400	610,000.00	610,000.00	12/27/2016	642,830.40
TIB	204056765	HARRIS CO TX MUD #304 BQ CALL		THE INDEPENDENT BANKERSBANK	4	09/01/2032	400	610,000.00	610,000.00	12/27/2016	623,969.00
TIB	3137BLVZ8	FHMS KJ02 A2		THE INDEPENDENT BANKERSBANK	2.597	09/25/2020	800	1,000,000.00	1,000,000.00	05/02/2016	1,023,859.69
TIB	158016054							1,000,000.00			1,016,400.90
TOTAL FOR PLEDGE ID lambc		Pledged: 11		Orig Face: 20,472,000.00		Current Face: 11,237,016.76		Market: 11,733,710.69		Book: 11,857,648.75	

The information contained herein, while believed to be reliable, is not guaranteed.
 For assistance please contact TIB Investment Portfolio (866) 308-4842.



Investment Portfolio Pledged Securities
 AIM BANK
 LITTLEFIELD, TX

InTrader (pledged)
 Last: 12/31/2016
 As-of: 01/31/2017
 ZAIM 1018373

Sec ID Loc	Ticket	Security Description Line 1 Security Description Line 2	Safetkeeping Agent Rate	Maturity	Grp	Original Face S & P Par/Curr Face Moody	Priced Pledged	Book Value Market Value
PLEDGED TO: lambc								
		*LAMB COUNTY						
TIB	164039076	FNMA #AH5614	THE INDEPENDENT BANKERSBANK	02/01/2026	305	2,610,000.00	01/26/2017	931,694.68
TIB	164039076	FNMA #AH5614	3.5	02/01/2026	305	898,824.07	07/09/2015	936,285.35
TIB	164038151	FNMA #AL4195	THE INDEPENDENT BANKERSBANK	06/01/2027	305	5,425,000.00	01/26/2017	2,495,994.16
TIB	164038151	FNMA #AL4195	3.5	06/01/2027	305	2,412,861.57	12/19/2014	2,512,686.96
TIB	163004673	FNMA #AL7281	THE INDEPENDENT BANKERSBANK	09/01/2030	305	3,000,000.00	01/26/2017	2,536,044.20
TIB	163004673	FNMA #AL7281	3	09/01/2030	305	2,418,507.18	11/01/2016	2,477,173.66
TIB	164029772	FNMA #AP7539	THE INDEPENDENT BANKERSBANK	09/01/2027	305	2,450,000.00	01/26/2017	1,185,625.58
TIB	164029772	FNMA #AP7539	3	09/01/2027	305	1,130,469.42	11/26/2013	1,159,597.99
TIB	164024221	FNMA #990329	THE INDEPENDENT BANKERSBANK	04/01/2026	305	1,775,000.00	01/26/2017	577,391.84
TIB	164024221	FNMA #990329	4	04/01/2026	305	542,228.38	04/09/2013	574,516.00
TIB	213001967	FNMA #MA0695	THE INDEPENDENT BANKERSBANK	04/01/2031	305	900,000.00	01/26/2017	285,728.52
TIB	213001967	FNMA #MA0695	4	04/01/2031	305	264,683.59	02/04/2013	279,295.00
TIB	164033938	FNMA #MA1322	THE INDEPENDENT BANKERSBANK	01/01/2023	305	1,452,000.00	01/26/2017	539,931.23
TIB	164033938	FNMA #MA1322	3	01/01/2023	305	530,636.09	04/09/2014	544,332.40
TIB	163004787	ALABAMA FED AID HWY FIN AUTH S	THE INDEPENDENT BANKERSBANK	09/01/2035	400	750,000.00	01/26/2017	857,296.44
TIB	163004787	ALABAMA FED AID HWY FIN AUTH S	5	09/01/2035	400	500,000.00	12/01/2016	862,005.00
TIB	204070344	ALLEN TX ISD CALL	THE INDEPENDENT BANKERSBANK	02/15/2035	400	500,000.00	01/26/2017	587,285.58
TIB	204070344	ALLEN TX ISD CALL	5	02/15/2035	400	500,000.00	12/01/2016	573,555.00
TIB	204056765	HARRIS CO TX MUD #304 BQ CALL	THE INDEPENDENT BANKERSBANK	09/01/2032	400	610,000.00	01/26/2017	642,460.19
TIB	204056765	HARRIS CO TX MUD #304 BQ CALL	4	09/01/2032	400	610,000.00	07/13/2016	624,896.20
TIB	158016054	FHMS K102 A2	THE INDEPENDENT BANKERSBANK	09/25/2020	800	1,000,000.00	01/26/2017	1,023,335.87
TIB	158016054	FHMS K102 A2	2.597	09/25/2020	800	1,000,000.00	05/02/2016	1,017,286.20
TOTAL FOR PLEDGE ID lambc		Pledged: 11	Orig Face: 20,472,000.00	Current Face: 11,058,210.30	Market: 11,561,629.76	Book: 11,662,788.29		

The information contained herein, while believed to be reliable, is not guaranteed.
 For assistance please contact TIB Investment Portfolio (866) 308-4842.

Trusted.



Partner.