

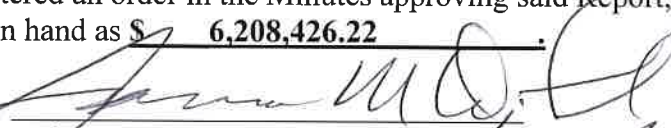
MINUTES OF COUNTY FINANCES  
TREASURER'S REPORT

IN THE MATTER OF COUNTY FINANCES  
IN THE HANDS OF JERRY YARBROUGH  
TREASURER OF LAMB COUNTY, TEXAS

COMMISSIONER'S COURT  
LAMB COUNTY, TEXAS  
IN REGUAR SESSION,  
4TH QUARTER OF 2018

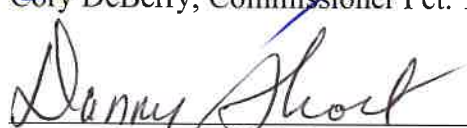
**1ST QUARTER, BUDGET YEAR 2018-2019**

IN ACCORDANCE with Section 114.026, Local Government Code, we, the undersigned, constituting the entire Commissioners Court of said County, certify that on the 11th day of February, 2019, at the Regular term of Court, we compared and examined the quarterly report of JERRY YARBROUGH, Treasurer of Lamb County, Texas for the 3<sup>4TH</sup> quarter, 2017-2018, and finding the same correct, entered an order in the Minutes approving said Report, which states total cash and other assets on hand as \$ 6,208,426.22.

  
James M. DeLoach, County Judge

  
Cory DeBerry, Commissioner Pct. 1

  
Kent Lewis, Commissioner, Pct. 2


  
Danny Short, Commissioner Pct. 3

  
Lee Logan, Commissioner, Pct. 4

SWORN TO AND SUBSCRIBED BEFORE ME, by James M. DeLoach, County Judge, and County Commissioners of said Lamb County, each respectively, on this the 11<sup>th</sup> day of February, A. D., 2019.

  
Attest: Tonya Ritchie, County Clerk

FILED FOR RECORD THIS 11<sup>th</sup> DAY OF February, A.D. 2019, and recorded on the 11<sup>th</sup> day of February, A.D. 2019.

  
Tonya Ritchie, County Clerk and  
Ex-Officio Clerk of the Commissioners  
Court in and for Lamb County, Texas

By:

Deputy



QUARTERLY REPORT FOR PERIOD ENDING DECEMBER 31, 2018

SUBMITTED TO: COMMISSIONERS' COURT, LAMB COUNTY

PREPARED AND SUBMITTED BY: JERRY YARBROUGH  
INVESTMENT OFFICER  
COUNTY TREASURER

  
Signature

This report is made in accordance with provisions of Government Code 2256, the public Funds Investment Act, which requires quarterly reporting of investment transactions for the county funds to the commissioners' court. The investments held in Lamb County's portfolio comply with the Public Funds Investment Act and with the County's investment policy and strategies.

The cash availability in each account is monitored daily. The goal in each account is to maintain adequate monies to cover usual and customary monthly expenditures in each fund.

# 4TH QUARTER 2018

THE CASH IN OUR OPERATING ACCOUNTS (AIM BANK) IS MONITORED DAILY. ALL FUNDS ARE EARNING INTEREST BASED ON THE NINETY DAY TREASURY BILL RATE ADJUSTED MONTHLY ON THE FIRST TUESDAY OF EACH MONTH.

## AIM BANK

	<u>Amount on Deposit (All Accts.)</u>	<u>Interest Earned</u>	<u>Rate</u>
October	\$2,718,270.85	\$5,250.29	0.50%
November	\$6,183,524.94	\$11,752.45	0.50%
December	\$5,239,003.24	\$13,189.00	0.50%

## Investors Cash Trust

	<u>Amount on Deposit</u>	<u>Interest Earned</u>	<u>Rate</u>
October	\$0.00	\$0.00	0.00%
November	\$0.00	\$0.00	0.00%
December	\$0.00	\$0.00	0.00%

## TEXPOOL

	<u>Amount on Deposit</u>	<u>Interest Earned</u>	<u>Rate</u>
July	\$29.29	\$0.00	0.00%
August	\$29.29	\$0.00	0.00%
September	\$29.29	\$0.00	0.00%

**Total interest earned for this quarter: \$30,191.74**

**Total interest earned Year to date: \$30,191.74**  
**October 2018 through September 2018**

LAMB COUNTY

4<sup>TH</sup> QUARTER

ENDING

DECEMBER 31, 2018

**QUARTERLY INVESTMENT REPORT**

# GENERAL LEDGER

## CASH ANALYSIS

### ACCOUNT RECAP TOTALS

QUARTERLY REPORT ENDING DECEMBER 31, 2018

GENERAL FUNDS & ALL DEPARTMENTS	\$ 6,073,435.15
JPO, TITLE IV-E, LAMB COUNTY 4-H ACTION VCLG & CSCD	\$ 134,991.07
<b>TOTAL</b>	<b>\$ 6,208,426.22</b>

LAMB COUNTY, TEXAS  
 CASH & INVESTMENTS BY FUND  
 AS OF: DECEMBER 31ST, 2018

FUND-ACCT. NO.	ACCOUNT NAME	CASH	INVESTMENTS	FUND TOTAL
<b>010-GENERAL FUND</b>				
=====				
010-1001	CLAIM ON CASH-GENERAL FUND	3,328,933.22		
010-1103	POOLED INVESTMENTS		0.00	
010-1105	TEXPOOL - GENERAL		0.00	
	TOTAL 010-GENERAL FUND	<u>3,328,933.22</u>	<u>0.00</u>	<u>3,328,933.22</u>
<b>021-ROAD &amp; BRIDGE 1</b>				
=====				
021-1001	CLAIM ON CASH-R&B 1	281,405.80		
021-1103	POOLED INVESTMENTS		0.00	
021-1105	TEXPOOL - PRECINCT 1		0.00	
	TOTAL 021-ROAD & BRIDGE 1	<u>281,405.80</u>	<u>0.00</u>	<u>281,405.80</u>
<b>022-ROAD &amp; BRIDGE 2</b>				
=====				
022-1001	CLAIM ON CASH-R&B 2	105,094.83		
022-1103	POOLED INVESTMENTS		0.00	
022-1105	INVESTMENT CD		0.00	
	TOTAL 022-ROAD & BRIDGE 2	<u>105,094.83</u>	<u>0.00</u>	<u>105,094.83</u>
<b>023-ROAD &amp; BRIDGE 3</b>				
=====				
023-1001	CLAIM ON CASH-R&B 3	59,425.63		
023-1103	POOLED INVESTMENTS		0.00	
023-1105	INVESTMENT CD		0.00	
	TOTAL 023-ROAD & BRIDGE 3	<u>59,425.63</u>	<u>0.00</u>	<u>59,425.63</u>
<b>024-ROAD &amp; BRIDGE 4</b>				
=====				
024-1001	CLAIM ON CASH-R&B 4	505,545.37		
024-1103	POOLED INVESTMENTS		0.00	
024-1105	INVESTMENT CD		0.00	
	TOTAL 024-ROAD & BRIDGE 4	<u>505,545.37</u>	<u>0.00</u>	<u>505,545.37</u>
<b>055-LAMB HEALTHCARE CENTER</b>				
=====				
055-1000	HOSPITAL CASH	605,737.53		
055-1001	LAMB CO HOSPITAL CASH	0.00		
055-1103	SECURITY STATE CD		0.00	
055-1105	TEXPOOL - HOSPITAL		0.00	
	TOTAL 055-LAMB HEALTHCARE CENTER	<u>605,737.53</u>	<u>0.00</u>	<u>605,737.53</u>

LAMB COUNTY, TEXAS  
 CASH & INVESTMENTS BY FUND  
 AS OF: DECEMBER 31ST, 2018

FUND-ACCT. NO.	ACCOUNT NAME	CASH	INVESTMENTS	FUND TOTAL
<b>056-BAIL BOND BOARD ACCOUNT</b>				
=====				
056-1001	CLAIM ON CASH-BAIL BOND (APPLI	6,520.60		
	TOTAL 056-BAIL BOND BOARD ACCOUNT	6,520.60	0.00	6,520.60
<b>057-JURY FUND</b>				
=====				
057-1001	CLAIM ON CASH-JURY FUND	35,586.31		
057-1103	POOLED INVESTMENTS		0.00	
057-1105	INVESTMENT		0.00	
	TOTAL 057-JURY FUND	35,586.31	0.00	35,586.31
<b>059-GRANTS FUND</b>				
=====				
059-1001	CLAIM ON CASH-GRANT FUND	0.00		
	TOTAL 059-GRANTS FUND	0.00	0.00	0.00
<b>062-TEXAS CAPITAL FUND GRANT</b>				
=====				
062-1000	TEXAS CAPITAL FUND GRANT CASH	8,649.97		
	TOTAL 062-TEXAS CAPITAL FUND GRANT	8,649.97	0.00	8,649.97
<b>063-EDA GRANT</b>				
=====				
063-1001	CLAIM ON CASH-EDA GRANT	( 10,343.84)		
	TOTAL 063-EDA GRANT	( 10,343.84)	0.00	( 10,343.84)
<b>083-CHILD ABUSE PREV/FAM PROT</b>				
=====				
083-1001	CLAIM ON CASH-CHILD ABUSE/FAM	5,115.00		
	TOTAL 083-CHILD ABUSE PREV/FAM PROT	5,115.00	0.00	5,115.00
<b>084-COURT HOUSE SECURITY</b>				
=====				
084-1001	CLAIM ON CASH-COURT HOUSE SECU	37,618.92		
084-1103	POOLED INVESTMENTS		0.00	
	TOTAL 084-COURT HOUSE SECURITY	37,618.92	0.00	37,618.92
<b>085-COMM COURT RECORDS PRES</b>				
=====				
085-1001	CLAIM ON CASH-CC RECORDS PRES	5,851.39		
085-1103	POOLED INVESTMENTS		0.00	
	TOTAL 085-COMM COURT RECORDS PRES	5,851.39	0.00	5,851.39

FUND-ACCT. NO.	ACCOUNT NAME	CASH	INVESTMENTS	FUND TOTAL
<u>086-COUNTY CLERK RECORDS PRES</u>				
086-1001	CLAIM ON CASH-CO CLERK RECORDS	13,246.40		
086-1103	POOLED INVESTMENTS		0.00	
TOTAL 086-COUNTY CLERK RECORDS PRES		13,246.40	0.00	13,246.40
<u>087-DIST CLERK RECORDS PRES</u>				
087-1001	CLAIM ON CASH-DIST CLERK RECOR	7,636.17		
087-1103	POOLED INVESTMENTS		0.00	
TOTAL 087-DIST CLERK RECORDS PRES		7,636.17	0.00	7,636.17
<u>088-COUNTY &amp; DISTRICT TECH FU</u>				
088-1001	CLAIM ON CASH-CO & DIST TECH	3,113.32		
TOTAL 088-COUNTY & DISTRICT TECH FU		3,113.32	0.00	3,113.32
<u>089-DIST COURTS TECH/ARCHIVE</u>				
089-1001	CLAIM ON CASH-DIST COURT ARCHI	8,959.24		
TOTAL 089-DIST COURTS TECH/ARCHIVE		8,959.24	0.00	8,959.24
<u>131-JP TECHNOLOGY FUND</u>				
131-1001	CLAIM ON CASH-JP TECHNOLOGY	17,987.69		
131-1103	POOLED INVESTMENTS		0.00	
TOTAL 131-JP TECHNOLOGY FUND		17,987.69	0.00	17,987.69
<u>133-JP SECURITY FUND</u>				
133-1001	CLAIM ON CASH-JP SECURITY	15,539.08		
133-1103	POOLED INVESTMENTS		0.00	
TOTAL 133-JP SECURITY FUND		15,539.08	0.00	15,539.08
<u>140-JUVENILE PROBATION FUND</u>				
140-1001	CLAIM ON CASH-JUV PROBATION	( 4,954.50)		
140-1003	JPO RESTITUTION ACCT	0.00		
TOTAL 140-JUVENILE PROBATION FUND		( 4,954.50)	0.00	( 4,954.50)
<u>141-JPO-GRANT FUND</u>				
141-1001	CLAIM ON CASH-STAND GRANT	( 26,941.16)		
TOTAL 141-JPO-GRANT FUND		( 26,941.16)	0.00	( 26,941.16)



LAMB COUNTY, TEXAS  
 CASH & INVESTMENTS BY FUND  
 AS OF: DECEMBER 31ST, 2018

FUND-ACCT. NO.	ACCOUNT NAME	CASH	INVESTMENTS	FUND TOTAL
<u>142-TITLE IV-E FUND</u>				
142-1000	IV-E CASH ACCOUNT	42,512.78		
142-1001	CLAIM ON CASH- IV-E	0.00		
	TOTAL 142-TITLE IV-E FUND	42,512.78	0.00	42,512.78
<u>144-JPO-STATE AID</u>				
144-1001	CLAIM ON CASH-JPO STATE AID	2,192.87		
	TOTAL 144-JPO-STATE AID	2,192.87	0.00	2,192.87
<u>150-CO CLERK ELECTION ADMIN</u>				
150-1001	CLAIM ON CASH-ELECTION ADMIN	3,967.53		
	TOTAL 150-CO CLERK ELECTION ADMIN	3,967.53	0.00	3,967.53
<u>151-CO CLERK RECORDS ARCHIVE</u>				
151-1001	CLAIM ON CASH-CO CLERK ARCHIVE	126,375.39		
	TOTAL 151-CO CLERK RECORDS ARCHIVE	126,375.39	0.00	126,375.39
<u>165-TAX A/C- VOTER REG FUND</u>				
165-1000	CASH-TAX A/C VOTER REG ACCT	0.00		
	TOTAL 165-TAX A/C- VOTER REG FUND	0.00	0.00	0.00
<u>171-VCLG GRANT</u>				
171-1001	CLAIM ON CASH-VCLG GRANT	( 2,873.99)		
	TOTAL 171-VCLG GRANT	( 2,873.99)	0.00	( 2,873.99)
<u>173-PRE-TRIAL DIVERSION</u>				
173-1001	CLAIM ON CASH-PRE-TRIAL DIVERS	68,049.27		
173-1103	POOLED INVESTMENTS		0.00	
	TOTAL 173-PRE-TRIAL DIVERSION	68,049.27	0.00	68,049.27
<u>174-DWI VIDEO FUND</u>				
174-1001	CLAIM ON CASH-DWI VIDEO	4,664.25		
	TOTAL 174-DWI VIDEO FUND	4,664.25	0.00	4,664.25
<u>175-CO ATTY DRUG FORFEITURE</u>				
175-1000	CO ATTY DRUG FORFEITURE ACCT	67,062.13		
175-1001	CLAIM ON CASH-CA FORFEITURE	( 4,367.47)		
	TOTAL 175-CO ATTY DRUG FORFEITURE	62,694.66	0.00	62,694.66

FUND-ACCT. NO.	ACCOUNT NAME	CASH	INVESTMENTS	FUND TOTAL
<u>176-CO ATTY HOT CK FEE FUND</u>				
176-1000	CO ATTY HOT CHECK FEE FUND	3,396.85		
176-1001	CLAIM ON CASH-HOT CK FEE FUND	( 3,105.71)		
	TOTAL 176-CO ATTY HOT CK FEE FUND	291.14	0.00	291.14
<u>180-SHERIFF COMMISSARY FUND</u>				
180-1000	SHERIFF COMMISSARY ACCT	18,330.72		
	TOTAL 180-SHERIFF COMMISSARY FUND	18,330.72	0.00	18,330.72
<u>181-SHERIFF FORFEITURE-STATE</u>				
181-1000	SHERIFF FORFEITURE-STATE CASH	80,307.16		
	TOTAL 181-SHERIFF FORFEITURE-STATE	80,307.16	0.00	80,307.16
<u>182-SHERIFF FORFEITURE-FEDERA</u>				
182-1000	SHERIFF FOREFITURE-FED CASH	0.00		
	TOTAL 182-SHERIFF FORFEITURE-FEDERA	0.00	0.00	0.00
<u>190-COUNTY LIBRARY-LITTLEFIEL</u>				
190-1000	LFD-LAMB CO LIBRARY ADV BOARD	0.00		
190-1001	CLAIM ON CASH-LFD LIBRARY	5,594.52		
	TOTAL 190-COUNTY LIBRARY-LITTLEFIEL	5,594.52	0.00	5,594.52
<u>191-OLTON LIBRARY</u>				
191-1000	OLTON LIBRARY LOCAL DONATIONS	0.00		
191-1001	CLAIM ON CASH-OLT LIBRARY	4,431.52		
	TOTAL 191-OLTON LIBRARY	4,431.52	0.00	4,431.52
<u>195-HISTORICAL COMMISSION</u>				
195-1001	CLAIM ON CASH-HISTORICAL COMMI	8.47		
	TOTAL 195-HISTORICAL COMMISSION	8.47	0.00	8.47
<u>301-CAPITAL PROJECTS</u>				
301-1001	CLAIM ON CASH-CAP PROJECTS	0.00		
301-1103	POOLED INVESTMENTS		0.00	
	TOTAL 301-CAPITAL PROJECTS	0.00	0.00	0.00

FUND-ACCT. NO.	ACCOUNT NAME	CASH	INVESTMENTS	FUND TOTAL
<u>502-DISTRICT CLERK</u>				
502-1002	DIST CLERK ACCOUNT	359,872.06		
502-1004	DIST CLERK-CIVIL FEES	10,335.93		
502-1005	DIST CLERK-CRIMINAL FEES	5,835.99		
502-1006	DISTRICT CLERK TRUST ACCOUNTS	27,954.06		
TOTAL 502-DISTRICT CLERK		403,998.04	0.00	403,998.04
<u>504-COUNTY CLERK</u>				
504-1002	CO CLERK CASH BOND-CRIMINAL	18,611.80		
504-1004	CO CLERK-GENERAL FUND CASH	1,600.42		
504-1005	CO CLERK-CRIM PARTIAL PMT	2,811.07		
504-1006	CO CLERK-TRUST ACCOUNTS	0.00		
TOTAL 504-COUNTY CLERK		23,023.29	0.00	23,023.29
<u>505-TAX ACCESSOR/COLLECTOR</u>				
505-1004	TAX A/C- AUTO ACCT AIM BANK	114,878.45		
505-1005	TAX A/C- AUTO ACCT FIRST UNITE	60.59		
505-1006	TAX A/C-AUTO ACCT HAPPY STATE	910.36		
505-1007	TAX A/C- TAX ACCOUNT	5,258.50		
505-1008	TAX A/C- ESCROW ACCOUNT	1,984.70		
TOTAL 505-TAX ACCESSOR/COLLECTOR		123,092.60	0.00	123,092.60
<u>506-COUNTY TREASURER</u>				
506-1002	LAMB CO CAFETERIA PLAN ACCT	12,837.32		
506-1006	SPADE ACCOUNT-GRANT	0.00		
506-1007	CASH-LAMB CO BAIL BONDS ACCT	14,278.68		
506-1008	TREAS CASH BOND ACCOUNT	20,750.00		
TOTAL 506-COUNTY TREASURER		47,866.00	0.00	47,866.00
<u>507-COUNTY ATTORNEY</u>				
507-1006	CO ATTY SEIZURE ACCOUNT	19,253.52		
507-1007	CO ATTY TRUST HOT CHECK FUND	281.52		
TOTAL 507-COUNTY ATTORNEY		19,535.04	0.00	19,535.04
<u>509-ADULT PROBATION</u>				
509-1002	154th J.D. -PTAF CASH ACCOUNT	3,011.00		
509-1005	LAMB COUNTY CSCD-CC	50.00		
TOTAL 509-ADULT PROBATION		3,061.00	0.00	3,061.00

LAMB COUNTY, TEXAS  
 CASH & INVESTMENTS BY FUND  
 AS OF: DECEMBER 31ST, 2018

FUND-ACCT. NO.	ACCOUNT NAME	CASH	INVESTMENTS	FUND TOTAL
<u>511-JUSTICE OF THE PEACE</u>				
=====				
511-1011	JP 1 CASH ACCOUNT	1,683.52		
511-1012	JP 2 CASH ACCOUNT	0.00		
511-1013	JP 3 CASH ACCOUNT	1,032.32		
511-1014	JP 4 CASH ACCOUNT	391.00		
TOTAL 511-JUSTICE OF THE PEACE		<u>3,106.84</u>	<u>0.00</u>	<u>3,106.84</u>
<u>515-SHERIFF</u>				
=====				
515-1003	SHERIFF BOND FEES-0244716	0.00		
515-1006	SHERIFF SEIZURE-STATE CASH	1.00		
515-1007	SHERIFF PETTY CASH ACCT	0.00		
515-1008	SHERIFF LEOSE CASH ACCOUNT	9,785.68		
515-1009	SHERIFF PRISONER TRUST CASH	11,813.31		
515-1010	SHERIFF UNCLAIMED PRISONER ACC	0.00		
515-1011	SHERIFF TRUST ACCOUNT	1,341.83		
515-1013	SHERIFF TOYS FOR KIDS CASH ACC	10,413.75		
TOTAL 515-SHERIFF		<u>33,355.57</u>	<u>0.00</u>	<u>33,355.57</u>
<u>600-CSCD-BASIC SUPERVISION</u>				
=====				
600-1000	CSCD CASH-AIM BANK	0.00		
600-1001	CLAIM ON CASH-CSCD BASIC SUPER	94,266.30		
TOTAL 600-CSCD-BASIC SUPERVISION		<u>94,266.30</u>	<u>0.00</u>	<u>94,266.30</u>
<u>601-CSCD-CCP COMMUNITY CORRE</u>				
=====				
601-1001	CLAIM ON CASH-CSCD CCP COMMUNI	6,722.13		
TOTAL 601-CSCD-CCP COMMUNITY CORRE		<u>6,722.13</u>	<u>0.00</u>	<u>6,722.13</u>
<u>603-CSCD-DP</u>				
=====				
603-1001	CLAIM ON CASH-DP	24,066.64		
TOTAL 603-CSCD-DP		<u>24,066.64</u>	<u>0.00</u>	<u>24,066.64</u>
<u>801-DEBT SERVICE</u>				
=====				
801-1001	CLAIM ON CASH-DEBT SERVICE	59.51		
801-1103	POOLED INVESTMENTS		0.00	
801-1105	DEBT SERVICE INVESTMENT		0.00	
TOTAL 801-DEBT SERVICE		<u>59.51</u>	<u>0.00</u>	<u>59.51</u>
TOTAL CASH & INVESTMENTS		<u>6,208,426.22</u>	<u>0.00</u>	<u>6,208,426.22</u>
		=====	=====	=====

\*\*\* END OF REPORT \*\*\*

		BEGINNING BALANCE	TOTAL DEBITS	TOTAL CREDITS	ENDING BALANCE	AVERAGE DAILY BALANCE
<b>GENERAL FUND</b>						
010-1001	CLAIM ON CASH-GE	1,467,773.50	4,140,895.87	2,279,736.15CR	3,328,933.22	2,663,459.05
010-1105	TEXPOOL - GENERA	0.00	0.00	0.00	0.00	0.00
	<b>FUND 010 TOTAL</b>	<b>1,467,773.50</b>	<b>4,140,895.87</b>	<b>2,279,736.15CR</b>	<b>3,328,933.22</b>	<b>2,663,459.05</b>
<b>ROAD &amp; BRIDGE 1</b>						
021-1001	CLAIM ON CASH-R&	128,805.60	252,977.98	100,377.78CR	281,405.80	226,380.14
021-1105	TEXPOOL - PRECIN	0.00	0.00	0.00	0.00	0.00
	<b>FUND 021 TOTAL</b>	<b>128,805.60</b>	<b>252,977.98</b>	<b>100,377.78CR</b>	<b>281,405.80</b>	<b>226,380.14</b>
<b>ROAD &amp; BRIDGE 2</b>						
022-1001	CLAIM ON CASH-R&	50,841.07	252,316.91	198,063.15CR	105,094.83	94,434.97
	<b>FUND 022 TOTAL</b>	<b>50,841.07</b>	<b>252,316.91</b>	<b>198,063.15CR</b>	<b>105,094.83</b>	<b>94,434.97</b>
<b>ROAD &amp; BRIDGE 3</b>						
023-1001	CLAIM ON CASH-R&	30,680.75	256,946.66	228,201.78CR	59,425.63	31,888.51
	<b>FUND 023 TOTAL</b>	<b>30,680.75</b>	<b>256,946.66</b>	<b>228,201.78CR</b>	<b>59,425.63</b>	<b>31,888.51</b>
<b>ROAD &amp; BRIDGE 4</b>						
024-1001	CLAIM ON CASH-R&	334,644.88	254,879.24	83,978.75CR	505,545.37	439,785.70
	<b>FUND 024 TOTAL</b>	<b>334,644.88</b>	<b>254,879.24</b>	<b>83,978.75CR</b>	<b>505,545.37</b>	<b>439,785.70</b>
<b>LAMB HEALTHCARE CENTER</b>						
055-1000	HOSPITAL CASH	174,392.47	3,458,309.48	3,026,964.42CR	605,737.53	439,995.75
055-1105	TEXPOOL - HOSPIT	0.00	0.00	0.00	0.00	0.00
	<b>FUND 055 TOTAL</b>	<b>174,392.47</b>	<b>3,458,309.48</b>	<b>3,026,964.42CR</b>	<b>605,737.53</b>	<b>439,995.75</b>
<b>BAIL BOND BOARD ACCOUNT</b>						
056-1001	CLAIM ON CASH-BA	6,477.07	59.21	15.68CR	6,520.60	6,491.86
	<b>FUND 056 TOTAL</b>	<b>6,477.07</b>	<b>59.21</b>	<b>15.68CR</b>	<b>6,520.60</b>	<b>6,491.86</b>
<b>JURY FUND</b>						
057-1001	CLAIM ON CASH-JU	35,786.21	440.47	640.37CR	35,586.31	35,568.66
	<b>FUND 057 TOTAL</b>	<b>35,786.21</b>	<b>440.47</b>	<b>640.37CR</b>	<b>35,586.31</b>	<b>35,568.66</b>

		BEGINNING BALANCE	TOTAL DEBITS	TOTAL CREDITS	ENDING BALANCE	AVERAGE DAILY BALANCE
<b>GRANTS FUND</b>						
059-1001	CLAIM ON CASH-GR	0.00	0.00	0.00	0.00	0.00
	<b>FUND 059 TOTAL</b>	<b>0.00</b>	<b>0.00</b>	<b>0.00</b>	<b>0.00</b>	<b>0.00</b>
<b>LIBRARY GRANTS</b>						
060-1001	CLAIM ON CASH-LI	0.00	0.00	0.00	0.00	0.00
	<b>FUND 060 TOTAL</b>	<b>0.00</b>	<b>0.00</b>	<b>0.00</b>	<b>0.00</b>	<b>0.00</b>
<b>EMERGENCY FOOD &amp; SHELTER</b>						
061-1000	PUBLIC ASST FOOD	0.00	0.00	0.00	0.00	0.00
	<b>FUND 061 TOTAL</b>	<b>0.00</b>	<b>0.00</b>	<b>0.00</b>	<b>0.00</b>	<b>0.00</b>
<b>TEXAS CAPITAL FUND GRANT</b>						
062-1000	TEXAS CAPITAL FU	8,627.76	7,821.51	7,799.30CR	8,649.97	8,642.73
	<b>FUND 062 TOTAL</b>	<b>8,627.76</b>	<b>7,821.51</b>	<b>7,799.30CR</b>	<b>8,649.97</b>	<b>8,642.73</b>
<b>EDA GRANT</b>						
063-1001	CLAIM ON CASH-ED	0.00	0.00	10,343.84CR	10,343.84CR	10,343.84CR
	<b>FUND 063 TOTAL</b>	<b>0.00</b>	<b>0.00</b>	<b>10,343.84CR</b>	<b>10,343.84CR</b>	<b>10,343.84CR</b>
<b>CHILD ABUSE PREV/FAM PROT</b>						
083-1001	CLAIM ON CASH-CH	5,040.00	75.00	0.00	5,115.00	5,047.99
	<b>FUND 083 TOTAL</b>	<b>5,040.00</b>	<b>75.00</b>	<b>0.00</b>	<b>5,115.00</b>	<b>5,047.99</b>
<b>COURT HOUSE SECURITY</b>						
084-1001	CLAIM ON CASH-CO	36,144.36	1,556.10	81.54CR	37,618.92	36,774.72
	<b>FUND 084 TOTAL</b>	<b>36,144.36</b>	<b>1,556.10</b>	<b>81.54CR</b>	<b>37,618.92</b>	<b>36,774.72</b>
<b>COMM COURT RECORDS PRES</b>						
085-1001	CLAIM ON CASH-CC	4,963.00	899.82	11.43CR	5,851.39	5,381.62
	<b>FUND 085 TOTAL</b>	<b>4,963.00</b>	<b>899.82</b>	<b>11.43CR</b>	<b>5,851.39</b>	<b>5,381.62</b>

		BEGINNING	TOTAL	TOTAL	ENDING	AVERAGE
		BALANCE	DEBITS	CREDITS	BALANCE	DAILY
						BALANCE
COUNTY CLERK RECORDS PRES						
086-1001	CLAIM ON CASH-CO	9,094.94	5,443.68	1,292.22CR	13,246.40	11,163.94
	FUND 086 TOTAL	9,094.94	5,443.68	1,292.22CR	13,246.40	11,163.94
DIST CLERK RECORDS PRES						
087-1001	CLAIM ON CASH-DI	7,460.69	192.29	16.81CR	7,636.17	7,528.81
	FUND 087 TOTAL	7,460.69	192.29	16.81CR	7,636.17	7,528.81
COUNTY & DISTRICT TECH FU						
088-1001	CLAIM ON CASH-CO	3,035.56	84.61	6.85CR	3,113.32	3,071.69
	FUND 088 TOTAL	3,035.56	84.61	6.85CR	3,113.32	3,071.69
DIST COURTS TECH/ARCHIVE						
089-1001	CLAIM ON CASH-DI	8,685.31	293.50	19.57CR	8,959.24	8,788.65
	FUND 089 TOTAL	8,685.31	293.50	19.57CR	8,959.24	8,788.65
JP TECHNOLOGY FUND						
131-1001	CLAIM ON CASH-JP	20,573.12	818.36	3,403.79CR	17,987.69	19,272.34
	FUND 131 TOTAL	20,573.12	818.36	3,403.79CR	17,987.69	19,272.34
JP SECURITY FUND						
133-1001	CLAIM ON CASH-JP	15,274.64	298.78	34.34CR	15,539.08	15,373.99
	FUND 133 TOTAL	15,274.64	298.78	34.34CR	15,539.08	15,373.99
CO CLERK ELECTION ADMIN						
150-1001	CLAIM ON CASH-EL	3,941.05	35.34	8.86CR	3,967.53	3,950.04
	FUND 150 TOTAL	3,941.05	35.34	8.86CR	3,967.53	3,950.04
CO CLERK RECORDS ARCHIVE						
151-1001	CLAIM ON CASH-CO	120,698.32	5,950.04	272.97CR	126,375.39	123,330.91
	FUND 151 TOTAL	120,698.32	5,950.04	272.97CR	126,375.39	123,330.91

		BEGINNING	TOTAL	TOTAL	ENDING	AVERAGE
		BALANCE	DEBITS	CREDITS	BALANCE	DAILY
						BALANCE
<b>TAX A/C- VOTER REG FUND</b>						
165-1000	CASH-TAX A/C VOT	0.00	0.00	0.00	0.00	0.00
	<b>FUND 165 TOTAL</b>	<b>0.00</b>	<b>0.00</b>	<b>0.00</b>	<b>0.00</b>	<b>0.00</b>
<b>PRE-TRIAL DIVERSION</b>						
173-1001	CLAIM ON CASH-PR	69,645.89	2,441.12	4,037.74CR	68,049.27	68,967.78
	<b>FUND 173 TOTAL</b>	<b>69,645.89</b>	<b>2,441.12</b>	<b>4,037.74CR</b>	<b>68,049.27</b>	<b>68,967.78</b>
<b>DWI VIDEO FUND</b>						
174-1001	CLAIM ON CASH-DW	4,552.39	122.11	10.25CR	4,664.25	4,602.26
	<b>FUND 174 TOTAL</b>	<b>4,552.39</b>	<b>122.11</b>	<b>10.25CR</b>	<b>4,664.25</b>	<b>4,602.26</b>
<b>CO ATTY DRUG FORFEITURE</b>						
175-1000	CO ATTY DRUG FOR	67,062.13	0.00	0.00	67,062.13	67,062.13
175-1001	CLAIM ON CASH-CA	4,367.47CR	0.00	0.00	4,367.47CR	4,367.47CR
	<b>FUND 175 TOTAL</b>	<b>62,694.66</b>	<b>0.00</b>	<b>0.00</b>	<b>62,694.66</b>	<b>62,694.66</b>
<b>CO ATTY HOT CK FEE FUND</b>						
176-1000	CO ATTY HOT CHEC	3,389.94	6.91	0.00	3,396.85	3,394.60
176-1001	CLAIM ON CASH-HO	3,105.71CR	0.00	0.00	3,105.71CR	3,105.71CR
	<b>FUND 176 TOTAL</b>	<b>284.23</b>	<b>6.91</b>	<b>0.00</b>	<b>291.14</b>	<b>288.89</b>
<b>SHERIFF COMMISSARY FUND</b>						
180-1000	SHERIFF COMMISSA	17,304.14	1,678.57	651.99CR	18,330.72	18,120.00
	<b>FUND 180 TOTAL</b>	<b>17,304.14</b>	<b>1,678.57</b>	<b>651.99CR</b>	<b>18,330.72</b>	<b>18,120.00</b>
<b>SHERIFF FORFEITURE-STATE</b>						
181-1000	SHERIFF FORFEITU	82,270.55	165.61	2,129.00CR	80,307.16	80,577.14
	<b>FUND 181 TOTAL</b>	<b>82,270.55</b>	<b>165.61</b>	<b>2,129.00CR</b>	<b>80,307.16</b>	<b>80,577.14</b>
<b>SHERIFF FORFEITURE-FEDERA</b>						
182-1000	SHERIFF FOREFITU	0.00	0.00	0.00	0.00	0.00
	<b>FUND 182 TOTAL</b>	<b>0.00</b>	<b>0.00</b>	<b>0.00</b>	<b>0.00</b>	<b>0.00</b>



		BEGINNING	TOTAL	TOTAL	ENDING	AVERAGE
		BALANCE	DEBITS	CREDITS	BALANCE	DAILY
						BALANCE
<b>COUNTY LIBRARY-LITTLEFIELD</b>						
190-1000	LFD-LAMB CO LIBR	0.00	0.00	0.00	0.00	0.00
190-1001	CLAIM ON CASH-LF	4,711.22	1,202.36	319.06CR	5,594.52	4,961.05
	<b>FUND 190 TOTAL</b>	<b>4,711.22</b>	<b>1,202.36</b>	<b>319.06CR</b>	<b>5,594.52</b>	<b>4,961.05</b>
<b>OLTON LIBRARY</b>						
191-1000	OLTON LIBRARY LO	0.00	0.00	0.00	0.00	0.00
191-1001	CLAIM ON CASH-OL	4,601.00	26.25	195.73CR	4,431.52	4,471.14
	<b>FUND 191 TOTAL</b>	<b>4,601.00</b>	<b>26.25</b>	<b>195.73CR</b>	<b>4,431.52</b>	<b>4,471.14</b>
<b>HISTORICAL COMMISSION</b>						
195-1001	CLAIM ON CASH-HI	8.47	0.00	0.00	8.47	8.47
	<b>FUND 195 TOTAL</b>	<b>8.47</b>	<b>0.00</b>	<b>0.00</b>	<b>8.47</b>	<b>8.47</b>
<b>CAPITAL PROJECTS</b>						
301-1001	CLAIM ON CASH-CA	0.00	0.00	0.00	0.00	0.00
	<b>FUND 301 TOTAL</b>	<b>0.00</b>	<b>0.00</b>	<b>0.00</b>	<b>0.00</b>	<b>0.00</b>
<b>DISTRICT CLERK</b>						
502-1002	DIST CLERK ACCOU	321,302.06	38,570.00	0.00	359,872.06	332,315.76
502-1004	DIST CLERK-CIVIL	7,254.78	10,851.76	7,770.61CR	10,335.93	8,762.35
502-1005	DIST CLERK-CRIMI	574.22	5,851.77	590.00CR	5,835.99	3,362.86
502-1006	DISTRICT CLERK T	27,954.06	0.00	0.00	27,954.06	27,954.06
	<b>FUND 502 TOTAL</b>	<b>357,085.12</b>	<b>55,273.53</b>	<b>8,360.61CR</b>	<b>403,998.04</b>	<b>372,395.03</b>
<b>COUNTY CLERK</b>						
504-1002	CO CLERK CASH BO	17,799.90	1,052.80	240.90CR	18,611.80	18,280.53
504-1003	CO CLERK CASH BO	0.00	0.00	0.00	0.00	0.00
504-1004	CO CLERK-GENERAL	40.00	4,154.42	2,594.00CR	1,600.42	1,373.58
504-1005	CO CLERK-CRIM PA	1,674.32	1,206.75	70.00CR	2,811.07	2,213.21
504-1006	CO CLERK-TRUST A	0.00	0.00	0.00	0.00	0.00
	<b>FUND 504 TOTAL</b>	<b>19,514.22</b>	<b>6,413.97</b>	<b>2,904.90CR</b>	<b>23,023.29</b>	<b>21,867.32</b>
<b>TAX ACCESSOR/COLLECTOR</b>						
505-1004	TAX A/C- AUTO AC	114,902.50	217,008.15	217,032.20CR	114,878.45	110,083.59

		BEGINNING	TOTAL	TOTAL	ENDING	AVERAGE
		BALANCE	DEBITS	CREDITS	BALANCE	DAILY
						BALANCE
505-1005	TAX A/C- AUTO AC	53.59	521.25	514.25CR	60.59	67.39
505-1006	TAX A/C-AUTO ACC	85.11	2,910.25	2,085.00CR	910.36	666.97
505-1007	TAX A/C- TAX ACC	5,234.15	34.18	9.83CR	5,258.50	5,251.51
505-1008	TAX A/C- ESCROW	1,984.70	0.00	0.00	1,984.70	1,984.70
FUND 505 TOTAL		122,260.05	220,473.83	219,641.28CR	123,092.60	118,054.16
COUNTY TREASURER						
506-1002	LAMB CO CAFETERI	8,963.44	7,118.50	3,244.62CR	12,837.32	9,970.84
506-1006	SPADE ACCOUNT-GR	0.00	0.00	0.00	0.00	0.00
506-1007	CASH-LAMB CO BAI	14,219.95	58.73	0.00	14,278.68	14,249.83
506-1008	TREAS CASH BOND	20,750.00	0.00	0.00	20,750.00	20,750.00
FUND 506 TOTAL		43,933.39	7,177.23	3,244.62CR	47,866.00	44,970.67
COUNTY ATTORNEY						
507-1006	CO ATTY SEIZURE	19,253.52	40,900.00	40,900.00CR	19,253.52	19,253.52
507-1007	CO ATTY TRUST HO	247.07	15,324.71	15,290.26CR	281.52	321.08
FUND 507 TOTAL		19,500.59	56,224.71	56,190.26CR	19,535.04	19,574.60
ADULT PROBATION						
509-1002	154th J.D. -PTAF	7,476.00	535.00	5,000.00CR	3,011.00	4,078.77
509-1004	LAMB COUNTY PTAF	0.00	0.00	0.00	0.00	0.00
509-1005	LAMB COUNTY CSCD	0.02	2,030.00	1,980.02CR	50.00	34.57
FUND 509 TOTAL		7,476.02	2,565.00	6,980.02CR	3,061.00	4,113.34
JUSTICE OF THE PEACE						
511-1011	JP 1 CASH ACCOUN	624.48	6,140.77	5,081.73CR	1,683.52	1,868.11
511-1012	JP 2 CASH ACCOUN	0.00	0.00	0.00	0.00	0.00
511-1013	JP 3 CASH ACCOUN	1,273.02	28,069.27	28,309.97CR	1,032.32	1,743.60
511-1014	JP 4 CASH ACCOUN	0.00	23,570.89	23,179.89CR	391.00	2,477.05
FUND 511 TOTAL		1,897.50	57,780.93	56,571.59CR	3,106.84	6,088.76
SHERIFF						
515-1003	SHERIFF BOND FEE	0.00	0.00	0.00	0.00	0.00
515-1006	SHERIFF SEIZURE-	1.00	0.00	0.00	1.00	1.00
515-1007	SHERIFF PETTY CA	0.00	0.00	0.00	0.00	0.00
515-1008	SHERIFF LEOSE CA	9,765.77	19.91	0.00	9,785.68	9,779.19

		BEGINNING	TOTAL	TOTAL	ENDING	AVERAGE
		BALANCE	DEBITS	CREDITS	BALANCE	DAILY
						BALANCE
515-1009	SHERIFF PRISONER	11,105.91	4,307.25	3,599.85CR	11,813.31	11,782.19
515-1010	SHERIFF UNCLAI ME	0.00	0.00	0.00	0.00	0.00
515-1011	SHERIFF TRUST AC	1,341.83	0.00	0.00	1,341.83	1,341.83
515-1013	SHERIFF TOYS FOR	10,392.56	21.19	0.00	10,413.75	10,406.84
	<b>FUND 515 TOTAL</b>	<b>32,607.07</b>	<b>4,348.35</b>	<b>3,599.85CR</b>	<b>33,355.57</b>	<b>33,311.05</b>
<b>DEBT SERVICE</b>						
801-1001	CLAIM ON CASH-DE	27.20	32.31	0.00	59.51	32.71
	<b>FUND 801 TOTAL</b>	<b>27.20</b>	<b>32.31</b>	<b>0.00</b>	<b>59.51</b>	<b>32.71</b>
	<b>REPORT TOTALS</b>	<b>3,323,314.01</b>	<b>9,056,227.64</b>	<b>6,306,106.50CR</b>	<b>6,073,435.15</b>	<b>5,041,087.26</b>

SELECTION CRITERIA

---

PRINT CURRENT

FUND: Exclude: 999  
ACCOUNT TYPE: ALL CASH  
TRANSACTION DATES: 10/01/2018 THRU 12/31/2018  
PERIOD 13: EXCLUDE

---

PRINT OPTIONS

REPORT TYPE: SUMMARY  
RECAP ONLY: YES  
DESCRIPTIONS: NO

---

\*\*\* END OF REPORT \*\*\*

		BEGINNING	TOTAL	TOTAL	ENDING	AVERAGE
		BALANCE	DEBITS	CREDITS	BALANCE	DAILY
						BALANCE
JPO-GRANT FUND						
141-1000	CASH-STAND ACCOU	0.00	0.00	0.00	0.00	0.00
141-1001	CLAIM ON CASH-ST	5,493.34CR	7,176.19	28,624.01CR	26,941.16CR	14,132.01CR
	<b>FUND 141 TOTAL</b>	<b>5,493.34CR</b>	<b>7,176.19</b>	<b>28,624.01CR</b>	<b>26,941.16CR</b>	<b>14,132.01CR</b>
TITLE IV-E FUND						
142-1000	IV-E CASH ACCOUN	51,837.02	615.22	9,939.46CR	42,512.78	45,347.88
142-1001	CLAIM ON CASH- I	0.00	1,137.43	1,137.43CR	0.00	173.09CR
	<b>FUND 142 TOTAL</b>	<b>51,837.02</b>	<b>1,752.65</b>	<b>11,076.89CR</b>	<b>42,512.78</b>	<b>45,174.79</b>
LAMB COUNTY 4-H ACTION						
143-1000	LAMB COUNTY 4H A	0.00	0.00	0.00	0.00	0.00
	<b>FUND 143 TOTAL</b>	<b>0.00</b>	<b>0.00</b>	<b>0.00</b>	<b>0.00</b>	<b>0.00</b>
JPO-STATE AID						
144-1001	CLAIM ON CASH-JP	3,792.36CR	62,612.00	56,626.77CR	2,192.87	9,038.95
	<b>FUND 144 TOTAL</b>	<b>3,792.36CR</b>	<b>62,612.00</b>	<b>56,626.77CR</b>	<b>2,192.87</b>	<b>9,038.95</b>
VCLG GRANT						
171-1001	CLAIM ON CASH-VC	3,640.25CR	8,226.81	7,460.55CR	2,873.99CR	3,168.19CR
	<b>FUND 171 TOTAL</b>	<b>3,640.25CR</b>	<b>8,226.81</b>	<b>7,460.55CR</b>	<b>2,873.99CR</b>	<b>3,168.19CR</b>
CSCD-BASIC SUPERVISION						
600-1000	CSCD CASH-AIM BA	0.00	0.00	0.00	0.00	0.00
600-1001	CLAIM ON CASH-CS	93,865.63	43,809.70	43,409.03CR	94,266.30	91,148.40
	<b>FUND 600 TOTAL</b>	<b>93,865.63</b>	<b>43,809.70</b>	<b>43,409.03CR</b>	<b>94,266.30</b>	<b>91,148.40</b>
CSCD-CCP COMMUNITY CORRE						
601-1001	CLAIM ON CASH-CS	6,719.95	8,460.00	8,457.82CR	6,722.13	4,519.51
	<b>FUND 601 TOTAL</b>	<b>6,719.95</b>	<b>8,460.00</b>	<b>8,457.82CR</b>	<b>6,722.13</b>	<b>4,519.51</b>
CSCD-DP						
603-1001	CLAIM ON CASH-DP	33,370.66	400.00	9,704.02CR	24,066.64	27,661.86
	<b>FUND 603 TOTAL</b>	<b>33,370.66</b>	<b>400.00</b>	<b>9,704.02CR</b>	<b>24,066.64</b>	<b>27,661.86</b>
	<b>REPORT TOTALS</b>	<b>172,867.31</b>	<b>132,437.35</b>	<b>165,359.09CR</b>	<b>139,945.57</b>	<b>160,243.31</b>

SELECTION CRITERIA

---

PRINT CURRENT

FUND: Exclude: 140  
ACCOUNT TYPE: ALL CASH  
TRANSACTION DATES: 10/01/2018 THRU 12/31/2018  
PERIOD 13: EXCLUDE

---

PRINT OPTIONS

REPORT TYPE: SUMMARY  
RECAP ONLY: YES  
DESCRIPTIONS: NO

---

\*\*\* END OF REPORT \*\*\*

	BEGINNING	TOTAL	TOTAL	ENDING	AVERAGE
	BALANCE	DEBITS	CREDITS	BALANCE	DAILY
					BALANCE
JUVENILE PROBATION FUND					
140-1000	JUVENILE PROB CA	0.00	0.00	0.00	0.00
140-1001	CLAIM ON CASH-JU	8,816.88	59,370.08	73,141.46CR	4,954.50CR
140-1003	JPO RESTITUTION	0.00	0.00	0.00	0.00
140-1004	JPO-4-H ACTION F	0.00	0.00	0.00	0.00
	<b>FUND 140 TOTAL</b>	<b>8,816.88</b>	<b>59,370.08</b>	<b>73,141.46CR</b>	<b>4,954.50CR</b>
	<b>REPORT TOTALS</b>	<b>8,816.88</b>	<b>59,370.08</b>	<b>73,141.46CR</b>	<b>4,954.50CR</b>

SELECTION CRITERIA

---

PRINT CURRENT

FUND: Include: 140  
ACCOUNT TYPE: ALL CASH  
TRANSACTION DATES: 10/01/2018 THRU 12/31/2018  
PERIOD 13: EXCLUDE

---

PRINT OPTIONS

REPORT TYPE: SUMMARY  
RECAP ONLY: YES  
DESCRIPTIONS: NO

---

\*\*\* END OF REPORT \*\*\*





Group	CUSIP	Description	Ticket	Intention	Mat. Date	Coupon	Pig Amount	Location	Factor	Factor Date	Mkt Price	Price Date	Pledged Par	Pig Mkt Val	Pig Book Val
-------	-------	-------------	--------	-----------	-----------	--------	------------	----------	--------	-------------	-----------	------------	-------------	-------------	--------------

LAMBC - LAMB COUNTY :

MBS	31410LEA6	FNMA POOL #890329	1149545	AFS	2026-04-01	4.00000	1,775,000.00	TIB	0.1915368800	2018-10-01	102.075996	2018-10-26	339,977.96	347,035.89	359,158.70
MBS	31417YXZ5	FNMA Pool #MA0695	1149549	AFS	2031-04-01	4.00000	900,000.00	TIB	0.2111672100	2018-10-01	101.183998	2018-10-26	190,050.49	192,300.68	204,098.19
MBS	31418APG7	FNMA POOL #MMA1322	1149553	AFS	2023-01-01	3.00000	1,452,000.00	TIB	0.1846724500	2018-10-01	99.508003	2018-10-26	268,144.40	266,825.14	270,244.43
MBS	3138MBLV6	FNMA POOL #AP7539	1149536	AFS	2027-09-01	3.00000	2,450,000.00	TIB	0.3180908800	2018-10-01	99.042999	2018-10-26	779,322.66	771,864.53	813,045.32
MBS	3138ELV3	FNMA POOL #AL4195	1149530	AFS	2027-06-01	3.50000	5,425,000.00	TIB	0.2683156500	2018-10-01	100.231003	2018-10-26	1,455,612.40	1,458,974.91	1,485,160.19
MBS	3138EQCT7	FNMA POOL #AL7281	1149531	AFS	2030-09-01	3.00000	3,000,000.00	TIB	0.5973507700	2018-10-01	98.795998	2018-10-26	1,792,052.31	1,770,475.96	1,854,555.25
MUN	413951HZ0	HARRIS CNTY TEX MUN UTIL DIST NO 304	1149570	AFS	2032-09-01	4.00000	610,000.00	TIB	103.380997	2018-10-24	610,000.00	2018-10-24	610,000.00	630,624.08	634,454.09
MUN	010268AZ3	ALABAMA FED AID HWY FIN AUTH SPL OBLIG R	1149462	AFS	2035-09-01	5.00000	750,000.00	TIB	112.769997	2018-10-24	750,000.00	2018-10-24	750,000.00	845,774.98	840,080.87
MUN	018106KF0	ALLEN TEX INDP T SCH DIST	1149463	AFS	2035-02-15	5.00000	500,000.00	TIB	111.635002	2018-10-24	500,000.00	2018-10-24	500,000.00	558,175.01	572,038.79
MBS	3138A7GY8	FNMA POOL #AH5614	1149521	AFS	2026-02-01	3.50000	2,610,000.00	TIB	0.2199409400	2018-10-01	100.341003	2018-10-26	574,045.85	576,003.37	586,708.69
CMB	3137BLVZ8	FHMS KJ02 A2	1149507	AFS	2020-09-25	2.59700	1,000,000.00	TIB	0.3716227300	2018-10-01	99.233650	2018-10-26	371,622.73	368,774.80	375,417.63
<b>LAMBC Totals</b>								<b>\$20,472,000.00</b>					<b>\$7,630,828.80</b>	<b>\$7,786,829.35</b>	<b>\$7,994,962.15</b>



# FTN FINANCIAL.

## LAMBC - LAMB COUNTY :

Group	CUSIP	Description	Ticket	Intention	Mat. Date	Coupon	Pig Amount	Location	Factor	Factor Date	Mkt Price	Price Date	Pledged Par	Pig Mkt Val	Pig Book Val
MBS	3138MBLV6		1149536		2027-09-01		2,450,000.00	TIB	0.3122445800	2018-11-01	99.181999	2018-11-26	764,999.22	758,741.52	797,845.03
	FNMA POOL #AP7539		AFS		3.00000										
MBS	31417YYXZ5		1149549		2031-04-01		900,000.00	TIB	0.2084019600	2018-11-01	100.978996	2018-11-26	187,561.76	189,397.99	201,362.62
	FNMA Pool #MA0695		AFS		4.00000										
MBS	31410LEA6		1149545		2026-04-01		1,775,000.00	TIB	0.1870211400	2018-11-01	101.958000	2018-11-26	331,962.52	338,462.35	350,509.61
	FNMA POOL #890329		AFS		4.00000										
MBS	3138A7GY8		1149521		2026-02-01		2,610,000.00	TIB	0.2143420900	2018-11-01	100.167000	2018-11-26	559,432.85	560,367.11	571,667.80
	FNMA POOL #AH5614		AFS		3.50000										
MBS	3138ELUV3		1149530		2027-06-01		5,425,000.00	TIB	0.2624793600	2018-11-01	100.070000	2018-11-26	1,423,950.53	1,424,947.29	1,452,523.07
	FNMA POOL #AL4195		AFS		3.50000										
MBS	3138EQCT7		1149531		2030-09-01		3,000,000.00	TIB	0.5902869200	2018-11-01	98.748001	2018-11-26	1,770,860.76	1,748,689.60	1,832,173.95
	FNMA POOL #AL7281		AFS		3.00000										
MBS	31418APG7		1149553		2023-01-01		1,452,000.00	TIB	0.1788678500	2018-11-01	99.462997	2018-11-26	259,716.12	258,321.43	261,696.99
	FNMA POOL #MA1322		HTM		3.00000										
MUN	413951HZ0		1149570		2032-09-01		610,000.00	TIB		2018-11-01	103.683996	2018-11-21	610,000.00	632,472.39	634,072.66
	HARRIS CNTY TEX MUN UTIL DIST NO 304		AFS		4.00000										
CMO	38380XAN7		1149566		2029-09-20		2,000,000.00	TIB	0.9694331300	2018-11-01	100.661987	2018-11-26	1,938,866.26	1,951,701.30	1,958,782.82
	GNM18084 BV		HTM		3.50000										
MUN	010268A23		1149462		2035-09-01		750,000.00	TIB		2018-11-01	113.237999	2018-11-21	750,000.00	849,284.99	839,261.04
	ALABAMA FED AID HWY FIN AUTH SPL OBLIG R		AFS		5.00000										
MUN	018106KF0		1149463		2035-02-15		500,000.00	TIB		2018-11-01	111.653000	2018-11-21	500,000.00	558,265.00	571,319.64
	ALLEN TEX INDPT SCH DIST		AFS		5.00000										
CMB	3137BLVZ8		1149507		2020-09-25		1,000,000.00	TIB	0.3646716500	2018-11-01	99.245071	2018-11-26	364,671.65	361,918.64	368,139.63
	FHMS KJ02 A2		AFS		2.59700										
<b>LAMBC Totals</b>							<b>\$22,472,000.00</b>	<b>TIB</b>					<b>\$9,462,021.67</b>	<b>\$9,632,569.61</b>	<b>\$9,839,354.86</b>



Group	CUSIP	Description	Ticket	Intention	Mat. Date	Coupon	Pig Amount	Location	Factor	Factor Date	Mkt Price	Price Date	Pledged Par	Pig Mkt Val	Pig Book Val
-------	-------	-------------	--------	-----------	-----------	--------	------------	----------	--------	-------------	-----------	------------	-------------	-------------	--------------

LAMBC - LAMB COUNTY :

CMO	38380XAN7		1149566		2029-09-20		2,000,000.00		0.9632661700	2018-12-01	102.161797	2018-12-27	1,926,532.34	1,968,180.06	1,946,152.95
	GNM18084 BV		HTM		3.50000		TIB		2018-12-01						
MBS	3138MBLV6		1149536		2027-09-01		2,450,000.00		0.3077323800	2018-12-01	100.068001	2018-12-27	753,944.33	754,457.02	786,966.31
	FNMA POOL #AP7539		AFS		3.00000		TIB		2018-12-01						
MBS	31410LEA6		1149545		2026-04-01		1,775,000.00		0.1830190300	2018-12-01	102.322998	2018-12-27	324,858.78	332,405.24	342,800.95
	FNMA POOL #890329		AFS		4.00000		TIB		2018-12-01						
MBS	3138ELUV3		1149530		2027-06-01		5,425,000.00		0.2560895200	2018-12-01	101.023003	2018-12-27	1,389,285.65	1,403,498.08	1,416,898.61
	FNMA POOL #AL4195		AFS		3.50000		TIB		2018-12-01						
MBS	3138EQCT7		1149531		2030-09-01		3,000,000.00		0.5809093400	2018-12-01	99.821999	2018-12-27	1,742,728.02	1,739,625.95	1,802,933.94
	FNMA POOL #AL7281		AFS		3.00000		TIB		2018-12-01						
MBS	3138A7GY8		1149521		2026-02-01		2,610,000.00		0.2094557400	2018-12-01	101.110001	2018-12-27	546,679.48	552,747.63	558,517.39
	FNMA POOL #AH5614		AFS		3.50000		TIB		2018-12-01						
MBS	31417YXZ5		1149549		2031-04-01		900,000.00		0.2049138600	2018-12-01	102.405998	2018-12-27	184,422.47	188,859.68	197,959.98
	FNMA Pool #MA0695		AFS		4.00000		TIB		2018-12-01						
MBS	31418APG7		1149553		2023-01-01		1,452,000.00		0.1727974800	2018-12-01	100.518997	2018-12-27	250,901.94	252,204.11	252,771.76
	FNMA POOL #MA1322		HTM		3.00000		TIB		2018-12-01						
MUN	413951H20		1149570		2032-09-01		610,000.00			2018-12-27	104.855003	2018-12-20	610,000.00	639,615.52	633,669.26
	HARRIS CNTY TEX MUN UTIL DIST NO 304		AFS		4.00000		TIB								
MUN	010268AZ3		1149462		2035-09-01		750,000.00			2018-12-20	115.190002	2018-12-20	750,000.00	863,925.02	838,390.94
	ALABAMA FED AID HWY FIN AUTH SPL OBLIG R		AFS		5.00000		TIB								
MUN	018106KFO		1149463		2035-02-15		500,000.00			2018-12-20	113.801003	2018-12-20	500,000.00	569,005.02	570,554.10
	ALLEN TEX INDPT SCH DIST		AFS		5.00000		TIB								
CMB	3137BLVZ8		1149507		2020-09-25		1,000,000.00		0.3346478320	2018-12-01	99.456551	2018-12-27	334,547.83	332,829.19	337,595.96
	FHMS KJ02 A2		AFS		2.59700		TIB								
<b>LAMBC Totals</b>							<b>\$22,472,000.00</b>						<b>\$9,314,000.84</b>	<b>\$9,597,352.52</b>	<b>\$9,684,212.15</b>