

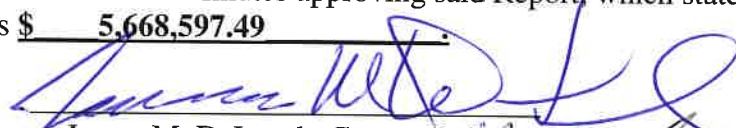
MINUTES OF COUNTY FINANCES
TREASURER'S REPORT


IN THE MATTER OF COUNTY FINANCES
IN THE HANDS OF JERRY YARBROUGH
TREASURER OF LAMB COUNTY, TEXAS

COMMISSIONER'S COURT
LAMB COUNTY, TEXAS
IN REGULAR SESSION,
2ND QUARTER 2018


2ND QUARTER 2017-2018


IN ACCORDANCE with Section 114.026, Local Government Code, we, the undersigned, constituting the entire Commissioners Court of said County, certify that on the 7th day of May, 2018, at the Regular term of Court, we compared and examined the quarterly report of JERRY YARBROUGH, Treasurer of Lamb County, Texas for the 2nd quarter, 2017-2018, and finding the same correct, entered an order in the Minutes approving said Report, which states total cash and other assets on hand as \$ 5,668,597.49.


James M. DeLoach, County Judge


Cory DeBerry, Commissioner Pct. 1


Kent Lewis, Commissioner, Pct. 2



Danny Short, Commissioner Pct. 3


Jimmy Young, Commissioner, Pct. 4

SWORN TO AND SUBSCRIBED BEFORE ME, by James M. DeLoach, County Judge, and County Commissioners of said Lamb County, each respectively, on this the 8th day of May, A. D., 2018.


Attest: Tonya Ritchie, County Clerk

FILED FOR RECORD THIS 8th DAY OF May, A.D. 2018, and recorded on the 8th day of May, A.D. 2018.


Tonya Ritchie, County Clerk and
Ex-Officio Clerk of the Commissioners
Court in and for Lamb County, Texas



By:

Deputy

QUARTERLY REPORT FOR PERIOD ENDING MARCH 31, 2018

SUBMITTED TO: COMMISSIONERS' COURT, LAMB COUNTY

PREPARED AND SUBMITTED BY: JERRY YARBROUGH
INVESTMENT OFFICER
COUNTY TREASURER


Signature

This report is made in accordance with provisions of Government Code 2256, the Public Funds Investment Act, which requires quarterly reporting of investment transactions for the county funds to the commissioners' court. The investments held in Lamb County's portfolio comply with the Public Funds Investment Act and with the County's investment policy and strategies.

The cash availability in each account is monitored daily. The goal in each account is to maintain adequate monies to cover usual and customary monthly expenditures in each fund.

LAMB COUNTY

1ST QUARTER

ENDING

MARCH 31, 2018

QUARTERLY INVESTMENT REPORT

1ST QUARTER 2018

THE CASH IN OUR OPERATING ACCOUNTS (AIM BANK) IS MONITORED DAILY. ALL FUNDS ARE EARNING INTEREST BASED ON THE NINETY DAY TREASURY BILL RATE ADJUSTED MONTHLY ON THE FIRST TUESDAY OF EACH MONTH.

AIM BANK

	<u>Amount on Deposit (All Accts.)</u>	<u>Interest Earned</u>	<u>Rate</u>
January	\$2,315,783.75	\$8,204.38	0.50%
February	\$2,736,805.46	\$7,364.99	0.50%
March	\$1,156,540.52	\$8,227.43	0.50%

Investors Cash Trust

	<u>Amount on Deposit</u>	<u>Interest Earned</u>	<u>Rate</u>
January	\$0.00	\$0.00	0.00%
February	\$0.00	\$0.00	0.00%
March	\$0.00	\$0.00	0.00%

TEXPOOL

	<u>Amount on Deposit</u>	<u>Interest Earned</u>	<u>Rate</u>
January	\$0.00	\$0.00	0.00%
February	\$0.00	\$0.00	0.00%
March	\$0.00	\$0.00	0.00%

Total interest earned for this quarter: \$23,796.80

Total interest earned Year to date: \$42,520.51
October 2017 through September 2018

FUND-ACCT. NO.	ACCOUNT NAME	CASH	INVESTMENTS	FUND TOTAL
010-GENERAL FUND				
=====				
010-1001	CLAIM ON CASH-GENERAL FUND	3,812,918.03		
010-1103	POOLED INVESTMENTS		0.00	
010-1105	TEXPOOL - GENERAL		0.00	
TOTAL 010-GENERAL FUND		<u>3,812,918.03</u>	<u>0.00</u>	<u>3,812,918.03</u>
021-ROAD & BRIDGE 1				
=====				
021-1001	CLAIM ON CASH-R&B 1	303,582.49		
021-1103	POOLED INVESTMENTS		0.00	
021-1105	TEXPOOL - PRECINCT 1		0.00	
TOTAL 021-ROAD & BRIDGE 1		<u>303,582.49</u>	<u>0.00</u>	<u>303,582.49</u>
022-ROAD & BRIDGE 2				
=====				
022-1001	CLAIM ON CASH-R&B 2	204,795.02		
022-1103	POOLED INVESTMENTS		0.00	
022-1105	INVESTMENT CD		0.00	
TOTAL 022-ROAD & BRIDGE 2		<u>204,795.02</u>	<u>0.00</u>	<u>204,795.02</u>
023-ROAD & BRIDGE 3				
=====				
023-1001	CLAIM ON CASH-R&B 3	77,734.70		
023-1103	POOLED INVESTMENTS		0.00	
023-1105	INVESTMENT CD		0.00	
TOTAL 023-ROAD & BRIDGE 3		<u>77,734.70</u>	<u>0.00</u>	<u>77,734.70</u>
024-ROAD & BRIDGE 4				
=====				
024-1001	CLAIM ON CASH-R&B 4	418,547.33		
024-1103	POOLED INVESTMENTS		0.00	
024-1105	INVESTMENT CD		0.00	
TOTAL 024-ROAD & BRIDGE 4		<u>418,547.33</u>	<u>0.00</u>	<u>418,547.33</u>
055-LAMB HEALTHCARE CENTER				
=====				
055-1000	HOSPITAL CASH	253,890.20		
055-1001	LAMB CO HOSPITAL CASH	0.00		
055-1103	SECURITY STATE CD		0.00	
055-1105	TEXPOOL - HOSPITAL		0.00	
TOTAL 055-LAMB HEALTHCARE CENTER		<u>253,890.20</u>	<u>0.00</u>	<u>253,890.20</u>

FUND-ACCT. NO.	ACCOUNT NAME	CASH	INVESTMENTS	FUND TOTAL
056-BAIL BOND BOARD ACCOUNT				
=====				
056-1001	CLAIM ON CASH-BAIL BOND (APPLI	6,403.77		
	TOTAL 056-BAIL BOND BOARD ACCOUNT	6,403.77	0.00	6,403.77
057-JURY FUND				
=====				
057-1001	CLAIM ON CASH-JURY FUND	36,146.35		
057-1103	POOLED INVESTMENTS		0.00	
057-1105	INVESTMENT		0.00	
	TOTAL 057-JURY FUND	36,146.35	0.00	36,146.35
059-GRANTS FUND				
=====				
059-1001	CLAIM ON CASH-GRANT FUND	(96,276.93)		
	TOTAL 059-GRANTS FUND	(96,276.93)	0.00	(96,276.93)
060-LIBRARY GRANTS				
=====				
060-1001	CLAIM ON CASH-LIBRARY GRANTS	0.00		
	TOTAL 060-LIBRARY GRANTS	0.00	0.00	0.00
062-TEXAS CAPITAL FUND GRANT				
=====				
062-1000	TEXAS CAPITAL FUND GRANT CASH	0.00		
	TOTAL 062-TEXAS CAPITAL FUND GRANT	0.00	0.00	0.00
063-EDA GRANT				
=====				
063-1001	CLAIM ON CASH-EDA GRANT	(608,035.25)		
	TOTAL 063-EDA GRANT	(608,035.25)	0.00	(608,035.25)
083-CHILD ABUSE PREV/FAM PROT				
=====				
083-1001	CLAIM ON CASH-CHILD ABUSE/FAM	4,695.00		
	TOTAL 083-CHILD ABUSE PREV/FAM PROT	4,695.00	0.00	4,695.00
084-COURT HOUSE SECURITY				
=====				
084-1001	CLAIM ON CASH-COURT HOUSE SECU	33,323.32		
084-1103	POOLED INVESTMENTS		0.00	
	TOTAL 084-COURT HOUSE SECURITY	33,323.32	0.00	33,323.32
085-COMM COURT RECORDS PRES				
=====				
085-1001	CLAIM ON CASH-CC RECORDS PRES	2,471.22		
085-1103	POOLED INVESTMENTS		0.00	
	TOTAL 085-COMM COURT RECORDS PRES	2,471.22	0.00	2,471.22

FUND-ACCT. NO.	ACCOUNT NAME	CASH	INVESTMENTS	FUND TOTAL
<u>086-COUNTY CLERK RECORDS PRES</u>				
=====				
086-1001	CLAIM ON CASH-CO CLERK RECORDS	9,170.81		
086-1103	POOLED INVESTMENTS		0.00	
TOTAL 086-COUNTY CLERK RECORDS PRES		9,170.81	0.00	9,170.81
<u>087-DIST CLERK RECORDS PRES</u>				
=====				
087-1001	CLAIM ON CASH-DIST CLERK RECOR	7,031.82		
087-1103	POOLED INVESTMENTS		0.00	
TOTAL 087-DIST CLERK RECORDS PRES		7,031.82	0.00	7,031.82
<u>088-COUNTY & DISTRICT TECH FU</u>				
=====				
088-1001	CLAIM ON CASH-CO & DIST TECH	2,837.48		
TOTAL 088-COUNTY & DISTRICT TECH FU		2,837.48	0.00	2,837.48
<u>089-DIST COURTS TECH/ARCHIVE</u>				
=====				
089-1001	CLAIM ON CASH-DIST COURT ARCHI	7,972.78		
TOTAL 089-DIST COURTS TECH/ARCHIVE		7,972.78	0.00	7,972.78
<u>131-JP TECHNOLOGY FUND</u>				
=====				
131-1001	CLAIM ON CASH-JP TECHNOLOGY	25,734.59		
131-1103	POOLED INVESTMENTS		0.00	
TOTAL 131-JP TECHNOLOGY FUND		25,734.59	0.00	25,734.59
<u>133-JP SECURITY FUND</u>				
=====				
133-1001	CLAIM ON CASH-JP SECURITY	14,614.13		
133-1103	POOLED INVESTMENTS		0.00	
TOTAL 133-JP SECURITY FUND		14,614.13	0.00	14,614.13
<u>140-JUVENILE PROBATION FUND</u>				
=====				
140-1001	CLAIM ON CASH-JUV PROBATION	(18,818.95)		
140-1003	JPO RESTITUTION ACCT	0.00		
TOTAL 140-JUVENILE PROBATION FUND		(18,818.95)	0.00	(18,818.95)
<u>141-JPO-GRANT FUND</u>				
=====				
141-1001	CLAIM ON CASH-STAND GRANT	(29,384.65)		
TOTAL 141-JPO-GRANT FUND		(29,384.65)	0.00	(29,384.65)

FUND-ACCT. NO.	ACCOUNT NAME	CASH	INVESTMENTS	FUND TOTAL
<u>142-TITLE IV-E FUND</u>				
=====				
142-1000	IV-E CASH ACCOUNT	51,929.23		
142-1001	CLAIM ON CASH- IV-E	0.00		
	TOTAL 142-TITLE IV-E FUND	<u>51,929.23</u>	0.00	<u>51,929.23</u>
<u>144-JPO-STATE AID</u>				
=====				
144-1001	CLAIM ON CASH-JPO STATE AID	8,589.74		
	TOTAL 144-JPO-STATE AID	<u>8,589.74</u>	0.00	<u>8,589.74</u>
<u>150-CO CLERK ELECTION ADMIN</u>				
=====				
150-1001	CLAIM ON CASH-ELECTION ADMIN	3,896.59		
	TOTAL 150-CO CLERK ELECTION ADMIN	<u>3,896.59</u>	0.00	<u>3,896.59</u>
<u>151-CO CLERK RECORDS ARCHIVE</u>				
=====				
151-1001	CLAIM ON CASH-CO CLERK ARCHIVE	108,016.81		
	TOTAL 151-CO CLERK RECORDS ARCHIVE	<u>108,016.81</u>	0.00	<u>108,016.81</u>
<u>165-TAX A/C- VOTER REG FUND</u>				
=====				
165-1000	CASH-TAX A/C VOTER REG ACCT	6.94		
	TOTAL 165-TAX A/C- VOTER REG FUND	<u>6.94</u>	0.00	<u>6.94</u>
<u>171-VCLG GRANT</u>				
=====				
171-1001	CLAIM ON CASH-VCLG GRANT	(1,328.64)		
	TOTAL 171-VCLG GRANT	<u>(1,328.64)</u>	0.00	<u>(1,328.64)</u>
<u>173-PRE-TRIAL DIVERSION</u>				
=====				
173-1001	CLAIM ON CASH-PRE-TRIAL DIVERS	67,385.15		
173-1103	POOLED INVESTMENTS		0.00	
	TOTAL 173-PRE-TRIAL DIVERSION	<u>67,385.15</u>	0.00	<u>67,385.15</u>
<u>174-DWI VIDEO FUND</u>				
=====				
174-1001	CLAIM ON CASH-DWI VIDEO	4,385.19		
	TOTAL 174-DWI VIDEO FUND	<u>4,385.19</u>	0.00	<u>4,385.19</u>
<u>175-CO ATTY DRUG FORFEITURE</u>				
=====				
175-1000	CO ATTY DRUG FORFEITURE ACCT	62,553.32		
175-1001	CLAIM ON CASH-CA FORFEITURE	(4,367.47)		
	TOTAL 175-CO ATTY DRUG FORFEITURE	<u>58,185.85</u>	0.00	<u>58,185.85</u>

FUND-ACCT. NO.	ACCOUNT NAME	CASH	INVESTMENTS	FUND TOTAL
<u>176-CO ATTY HOT CK FEE FUND</u>				
=====				
176-1000	CO ATTY HOT CHECK FEE FUND	6,698.31		
176-1001	CLAIM ON CASH-HOT CK FEE FUND	(3,105.71)		
	TOTAL 176-CO ATTY HOT CK FEE FUND	3,592.60	0.00	3,592.60
<u>180-SHERIFF COMMISSARY FUND</u>				
=====				
180-1000	SHERIFF COMMISSARY ACCT	34,893.90		
	TOTAL 180-SHERIFF COMMISSARY FUND	34,893.90	0.00	34,893.90
<u>181-SHERIFF FORFEITURE-STATE</u>				
=====				
181-1000	SHERIFF FORFEITURE-STATE CASH	81,485.81		
	TOTAL 181-SHERIFF FORFEITURE-STATE	81,485.81	0.00	81,485.81
<u>182-SHERIFF FORFEITURE-FEDERA</u>				
=====				
182-1000	SHERIFF FOREFITURE-FED CASH	0.00		
	TOTAL 182-SHERIFF FORFEITURE-FEDERA	0.00	0.00	0.00
<u>190-COUNTY LIBRARY-LITTLEFIEL</u>				
=====				
190-1000	LFD-LAMB CO LIBRARY ADV BOARD	0.00		
190-1001	CLAIM ON CASH-LFD LIBRARY	4,087.13		
	TOTAL 190-COUNTY LIBRARY-LITTLEFIEL	4,087.13	0.00	4,087.13
<u>191-OLTON LIBRARY</u>				
=====				
191-1000	OLTON LIBRARY LOCAL DONATIONS	0.00		
191-1001	CLAIM ON CASH-OLT LIBRARY	5,410.30		
	TOTAL 191-OLTON LIBRARY	5,410.30	0.00	5,410.30
<u>195-HISTORICAL COMMISSION</u>				
=====				
195-1001	CLAIM ON CASH-HISTORICAL COMMI	8.47		
	TOTAL 195-HISTORICAL COMMISSION	8.47	0.00	8.47
<u>301-CAPITAL PROJECTS</u>				
=====				
301-1001	CLAIM ON CASH-CAP PROJECTS	0.00		
301-1103	POOLED INVESTMENTS		0.00	
	TOTAL 301-CAPITAL PROJECTS	0.00	0.00	0.00

FUND-ACCT. NO.	ACCOUNT NAME	CASH	INVESTMENTS	FUND TOTAL
502-DISTRICT CLERK				
=====				
502-1002	DIST CLERK ACCOUNT	366,772.85		
502-1004	DIST CLERK-CIVIL FEES	20,625.56		
502-1005	DIST CLERK-CRIMINAL FEES	12,450.11		
502-1006	DISTRICT CLERK TRUST ACCOUNTS	23,288.67		
	TOTAL 502-DISTRICT CLERK	423,137.19	0.00	423,137.19
504-COUNTY CLERK				
=====				
504-1002	CO CLERK CASH BOND-CRIMINAL	17,384.00		
504-1004	CO CLERK-GENERAL FUND CASH	36.00		
504-1005	CO CLERK-CRIM PARTIAL PMT	8,648.97		
504-1006	CO CLERK-TRUST ACCOUNTS	0.00		
	TOTAL 504-COUNTY CLERK	25,996.97	0.00	25,996.97
505-TAX ACCESSOR/COLLECTOR				
=====				
505-1004	TAX A/C- AUTO ACCT AIM BANK	115,884.53		
505-1005	TAX A/C- AUTO ACCT FIRST UNITE	105.59		
505-1006	TAX A/C-AUTO ACCT HAPPY STATE	10.11		
505-1007	TAX A/C- TAX ACCOUNT	5,164.16		
505-1008	TAX A/C- ESCROW ACCOUNT	1,952.23		
	TOTAL 505-TAX ACCESSOR/COLLECTOR	123,116.62	0.00	123,116.62
506-COUNTY TREASURER				
=====				
506-1002	LAMB CO CAFETERIA PLAN ACCT	1,786.12		
506-1006	SPADE ACCOUNT-GRANT	0.00		
506-1007	CASH-LAMB CO BAIL BONDS ACCT	13,549.04		
506-1008	TREAS CASH BOND ACCOUNT	16,250.00		
	TOTAL 506-COUNTY TREASURER	31,585.16	0.00	31,585.16
507-COUNTY ATTORNEY				
=====				
507-1006	CO ATTY SEIZURE ACCOUNT	19,253.52		
507-1007	CO ATTY TRUST HOT CHECK FUND	576.99		
	TOTAL 507-COUNTY ATTORNEY	19,830.51	0.00	19,830.51
509-ADULT PROBATION				
=====				
509-1002	154th J.D. -PTAF CASH ACCOUNT	6,631.00		
509-1004	LAMB COUNTY PTAF-CASH ACCOUNT	0.00		
	TOTAL 509-ADULT PROBATION	6,631.00	0.00	6,631.00

FUND-ACCT. NO.	ACCOUNT NAME	CASH	INVESTMENTS	FUND TOTAL
511-JUSTICE OF THE PEACE				
=====				
511-1011	JP 1 CASH ACCOUNT	2,023.54		
511-1012	JP 2 CASH ACCOUNT	0.00		
511-1013	JP 3 CASH ACCOUNT	(8,225.03)		
511-1014	JP 4 CASH ACCOUNT	4,399.54		
TOTAL 511-JUSTICE OF THE PEACE		(1,801.95)	0.00	(1,801.95)
515-SHERIFF				
=====				
515-1003	SHERIFF BOND FEES-0244716	0.00		
515-1006	SHERIFF SEIZURE-STATE CASH	1.00		
515-1007	SHERIFF PETTY CASH ACCT	0.00		
515-1008	SHERIFF LEOSE CASH ACCOUNT	7,454.17		
515-1009	SHERIFF PRISONER TRUST CASH	11,099.21		
515-1010	SHERIFF UNCLAIMED PRISONER ACC	0.00		
515-1011	SHERIFF TRUST ACCOUNT	1,341.83		
515-1013	SHERIFF TOYS FOR KIDS CASH ACC	9,622.48		
TOTAL 515-SHERIFF		29,518.69	0.00	29,518.69
600-CSCD-BASIC SUPERVISION				
=====				
600-1000	CSCD CASH-AIM BANK	0.00		
600-1001	CLAIM ON CASH-CSCD BASIC SUPER	81,054.41		
TOTAL 600-CSCD-BASIC SUPERVISION		81,054.41	0.00	81,054.41
601-CSCD-CCP COMMUNITY CORRE				
=====				
601-1001	CLAIM ON CASH-CSCD CCP COMMUNI	6,155.19		
TOTAL 601-CSCD-CCP COMMUNITY CORRE		6,155.19	0.00	6,155.19
603-CSCD-DP				
=====				
603-1001	CLAIM ON CASH-DP	23,461.31		
TOTAL 603-CSCD-DP		23,461.31	0.00	23,461.31
801-DEBT SERVICE				
=====				
801-1001	CLAIM ON CASH-DEBT SERVICE	14.06		
801-1103	POOLED INVESTMENTS		0.00	
801-1105	DEBT SERVICE INVESTMENT		0.00	
TOTAL 801-DEBT SERVICE		14.06	0.00	14.06
<hr/>				
TOTAL CASH & INVESTMENTS		5,668,597.49	0.00	5,668,597.49
		=====	=====	=====

*** END OF REPORT ***

GENERAL LEDGER

CASH ANALYSIS

ACCOUNT RECAP TOTALS

GENERAL FUNDS & ALL DEPARTMENTS	\$ 5,546,939.85
JPO, TITLE IV-E, LAMB COUNTY 4-H ACTION VCLG & CSCD	\$ 121,657.64
TOTAL	\$ 5,668,597.49

		BEGINNING BALANCE	TOTAL DEBITS	TOTAL CREDITS	ENDING BALANCE	AVERAGE DAILY BALANCE
GENERAL FUND						
010-1001	CLAIM ON CASH-GE	3,960,674.51	1,642,106.20	1,789,862.68CR	3,812,918.03	4,072,580.34
010-1105	TEXPOOL - GENERA	0.00	0.00	0.00	0.00	0.00
	FUND 010 TOTAL	3,960,674.51	1,642,106.20	1,789,862.68CR	3,812,918.03	4,072,580.34
ROAD & BRIDGE 1						
021-1001	CLAIM ON CASH-R&	272,315.15	138,845.57	107,578.23CR	303,582.49	291,050.62
021-1105	TEXPOOL - PRECIN	0.00	0.00	0.00	0.00	0.00
	FUND 021 TOTAL	272,315.15	138,845.57	107,578.23CR	303,582.49	291,050.62
ROAD & BRIDGE 2						
022-1001	CLAIM ON CASH-R&	180,949.13	138,202.31	114,356.42CR	204,795.02	197,489.67
	FUND 022 TOTAL	180,949.13	138,202.31	114,356.42CR	204,795.02	197,489.67
ROAD & BRIDGE 3						
023-1001	CLAIM ON CASH-R&	44,898.27	137,860.10	105,023.67CR	77,734.70	61,689.86
	FUND 023 TOTAL	44,898.27	137,860.10	105,023.67CR	77,734.70	61,689.86
ROAD & BRIDGE 4						
024-1001	CLAIM ON CASH-R&	358,796.87	138,910.55	79,160.09CR	418,547.33	389,898.62
	FUND 024 TOTAL	358,796.87	138,910.55	79,160.09CR	418,547.33	389,898.62
LAMB HEALTHCARE CENTER						
055-1000	HOSPITAL CASH	208,395.75	3,392,282.71	3,346,788.26CR	253,890.20	255,203.80
055-1105	TEXPOOL - HOSPIT	0.00	0.00	0.00	0.00	0.00
	FUND 055 TOTAL	208,395.75	3,392,282.71	3,346,788.26CR	253,890.20	255,203.80
BAIL BOND BOARD ACCOUNT						
056-1001	CLAIM ON CASH-BA	6,377.66	26.11	0.00	6,403.77	6,386.85
	FUND 056 TOTAL	6,377.66	26.11	0.00	6,403.77	6,386.85
JURY FUND						
057-1001	CLAIM ON CASH-JU	35,567.02	10,519.33	9,940.00CR	36,146.35	35,539.17
	FUND 057 TOTAL	35,567.02	10,519.33	9,940.00CR	36,146.35	35,539.17

		BEGINNING BALANCE	TOTAL DEBITS	TOTAL CREDITS	ENDING BALANCE	AVERAGE DAILY BALANCE
GRANTS FUND						
059-1001	CLAIM ON CASH-GR	96,276.93CR	0.00	0.00	96,276.93CR	96,276.93CR
	FUND 059 TOTAL	96,276.93CR	0.00	0.00	96,276.93CR	96,276.93CR
LIBRARY GRANTS						
060-1001	CLAIM ON CASH-LI	0.00	0.00	0.00	0.00	0.00
	FUND 060 TOTAL	0.00	0.00	0.00	0.00	0.00
EMERGENCY FOOD & SHELTER						
061-1000	PUBLIC ASST FOOD	0.00	0.00	0.00	0.00	0.00
	FUND 061 TOTAL	0.00	0.00	0.00	0.00	0.00
TEXAS CAPITAL FUND GRANT						
062-1000	TEXAS CAPITAL FU	0.00	0.00	0.00	0.00	0.00
	FUND 062 TOTAL	0.00	0.00	0.00	0.00	0.00
EDA GRANT						
063-1001	CLAIM ON CASH-ED	0.00	576,150.92	1,184,186.17CR	608,035.25CR	384,869.91CR
	FUND 063 TOTAL	0.00	576,150.92	1,184,186.17CR	608,035.25CR	384,869.91CR
CHILD ABUSE PREV/FAM PROT						
083-1001	CLAIM ON CASH-CH	9,545.00	150.00	5,000.00CR	4,695.00	7,702.44
	FUND 083 TOTAL	9,545.00	150.00	5,000.00CR	4,695.00	7,702.44
COURT HOUSE SECURITY						
084-1001	CLAIM ON CASH-CO	31,680.50	2,085.15	442.33CR	33,323.32	32,395.40
	FUND 084 TOTAL	31,680.50	2,085.15	442.33CR	33,323.32	32,395.40
COMM COURT RECORDS PRES						
085-1001	CLAIM ON CASH-CC	1,042.49	1,428.73	0.00	2,471.22	1,628.67
	FUND 085 TOTAL	1,042.49	1,428.73	0.00	2,471.22	1,628.67

	BEGINNING BALANCE	TOTAL DEBITS	TOTAL CREDITS	ENDING BALANCE	AVERAGE DAILY BALANCE
COUNTY CLERK RECORDS PRES					
086-1001 CLAIM ON CASH-CO	4,490.88	6,630.70	1,950.77CR	9,170.81	6,514.09
FUND 086 TOTAL	4,490.88	6,630.70	1,950.77CR	9,170.81	6,514.09
DIST CLERK RECORDS PRES					
087-1001 CLAIM ON CASH-DI	7,882.67	268.07	1,118.92CR	7,031.82	7,728.01
FUND 087 TOTAL	7,882.67	268.07	1,118.92CR	7,031.82	7,728.01
COUNTY & DISTRICT TECH FU					
088-1001 CLAIM ON CASH-CO	2,712.19	125.29	0.00	2,837.48	2,761.86
FUND 088 TOTAL	2,712.19	125.29	0.00	2,837.48	2,761.86
DIST COURTS TECH/ARCHIVE					
089-1001 CLAIM ON CASH-DI	7,646.08	326.70	0.00	7,972.78	7,755.71
FUND 089 TOTAL	7,646.08	326.70	0.00	7,972.78	7,755.71
JP TECHNOLOGY FUND					
131-1001 CLAIM ON CASH-JP	24,353.38	1,381.21	0.00	25,734.59	24,977.51
FUND 131 TOTAL	24,353.38	1,381.21	0.00	25,734.59	24,977.51
JP SECURITY FUND					
133-1001 CLAIM ON CASH-JP	14,232.89	381.24	0.00	14,614.13	14,400.99
FUND 133 TOTAL	14,232.89	381.24	0.00	14,614.13	14,400.99
CO CLERK ELECTION ADMIN					
150-1001 CLAIM ON CASH-EL	3,323.41	573.18	0.00	3,896.59	3,613.76
FUND 150 TOTAL	3,323.41	573.18	0.00	3,896.59	3,613.76
CO CLERK RECORDS ARCHIVE					
151-1001 CLAIM ON CASH-CO	101,241.10	6,775.71	0.00	108,016.81	104,400.21
FUND 151 TOTAL	101,241.10	6,775.71	0.00	108,016.81	104,400.21

		BEGINNING BALANCE	TOTAL DEBITS	TOTAL CREDITS	ENDING BALANCE	AVERAGE DAILY BALANCE
TAX A/C- VOTER REG FUND						
165-1000	CASH-TAX A/C VOT	6.94	0.00	0.00	6.94	6.94
	FUND 165 TOTAL	6.94	0.00	0.00	6.94	6.94
PRE-TRIAL DIVERSION						
173-1001	CLAIM ON CASH-PR	65,204.17	4,980.97	2,799.99CR	67,385.15	65,381.82
	FUND 173 TOTAL	65,204.17	4,980.97	2,799.99CR	67,385.15	65,381.82
DWI VIDEO FUND						
174-1001	CLAIM ON CASH-DW	4,292.52	92.67	0.00	4,385.19	4,322.79
	FUND 174 TOTAL	4,292.52	92.67	0.00	4,385.19	4,322.79
CO ATTY DRUG FORFEITURE						
175-1000	CO ATTY DRUG FOR	62,553.32	0.00	0.00	62,553.32	62,553.32
175-1001	CLAIM ON CASH-CA	4,367.47CR	0.00	0.00	4,367.47CR	4,367.47CR
	FUND 175 TOTAL	58,185.85	0.00	0.00	58,185.85	58,185.85
CO ATTY HOT CK FEE FUND						
176-1000	CO ATTY HOT CHEC	6,698.31	0.00	0.00	6,698.31	6,698.31
176-1001	CLAIM ON CASH-HO	3,105.71CR	0.00	0.00	3,105.71CR	3,105.71CR
	FUND 176 TOTAL	3,592.60	0.00	0.00	3,592.60	3,592.60
SHERIFF COMMISSARY FUND						
180-1000	SHERIFF COMMISSA	34,893.90	0.00	0.00	34,893.90	34,893.90
	FUND 180 TOTAL	34,893.90	0.00	0.00	34,893.90	34,893.90
SHERIFF FORFEITURE-STATE						
181-1000	SHERIFF FORFEITU	81,485.81	0.00	0.00	81,485.81	81,485.81
	FUND 181 TOTAL	81,485.81	0.00	0.00	81,485.81	81,485.81
SHERIFF FORFEITURE-FEDERA						
182-1000	SHERIFF FOREFITU	0.00	0.00	0.00	0.00	0.00
	FUND 182 TOTAL	0.00	0.00	0.00	0.00	0.00

	BEGINNING BALANCE	TOTAL DEBITS	TOTAL CREDITS	ENDING BALANCE	AVERAGE DAILY BALANCE
COUNTY LIBRARY-LITTLEFIELD					
190-1000 LFD-LAMB CO LIBR	0.00	0.00	0.00	0.00	0.00
190-1001 CLAIM ON CASH-LF	3,062.11	2,014.08	989.06CR	4,087.13	3,125.55
FUND 190 TOTAL	3,062.11	2,014.08	989.06CR	4,087.13	3,125.55
OLTON LIBRARY					
191-1000 OLTON LIBRARY LO	0.00	0.00	0.00	0.00	0.00
191-1001 CLAIM ON CASH-OL	5,374.05	44.25	8.00CR	5,410.30	5,386.44
FUND 191 TOTAL	5,374.05	44.25	8.00CR	5,410.30	5,386.44
HISTORICAL COMMISSION					
195-1001 CLAIM ON CASH-HI	8.47	0.00	0.00	8.47	8.47
FUND 195 TOTAL	8.47	0.00	0.00	8.47	8.47
CAPITAL PROJECTS					
301-1001 CLAIM ON CASH-CA	0.00	0.00	0.00	0.00	0.00
FUND 301 TOTAL	0.00	0.00	0.00	0.00	0.00
DISTRICT CLERK					
502-1002 DIST CLERK ACCOU	340,197.85	26,575.00	0.00	366,772.85	347,989.24
502-1004 DIST CLERK-CIVIL	13,059.01	7,566.55	0.00	20,625.56	15,442.08
502-1005 DIST CLERK-CRIMI	4,941.61	7,508.50	0.00	12,450.11	7,779.23
502-1006 DISTRICT CLERK T	23,288.67	0.00	0.00	23,288.67	23,288.67
FUND 502 TOTAL	381,487.14	41,650.05	0.00	423,137.19	394,499.22
COUNTY CLERK					
504-1002 CO CLERK CASH BO	16,984.00	800.00	400.00CR	17,384.00	17,228.44
504-1003 CO CLERK CASH BO	0.00	0.00	0.00	0.00	0.00
504-1004 CO CLERK-GENERAL	45.00CR	8,316.80	8,307.80CR	36.00CR	37.10CR
504-1005 CO CLERK-CRIM PA	8,127.71	521.26	0.00	8,648.97	8,450.19
504-1006 CO CLERK-TRUST A	0.00	0.00	0.00	0.00	0.00
FUND 504 TOTAL	25,066.71	9,638.06	8,707.80CR	25,996.97	25,641.53
TAX ACCESSOR/COLLECTOR					
505-1004 TAX A/C- AUTO AC	115,884.53	0.00	0.00	115,884.53	115,884.53

		BEGINNING BALANCE	TOTAL DEBITS	TOTAL CREDITS	ENDING BALANCE	AVERAGE DAILY BALANCE
505-1005	TAX A/C- AUTO AC	105.59	0.00	0.00	105.59	105.59
505-1006	TAX A/C-AUTO ACC	10.11	0.00	0.00	10.11	10.11
505-1007	TAX A/C- TAX ACC	5,164.16	0.00	0.00	5,164.16	5,164.16
505-1008	TAX A/C- ESCROW	1,952.23	0.00	0.00	1,952.23	1,952.23
FUND 505 TOTAL		123,116.62	0.00	0.00	123,116.62	123,116.62
COUNTY TREASURER						
506-1002	LAMB CO CAFETERI	1,413.87	6,952.62	6,580.37CR	1,786.12	1,514.33
506-1006	SPADE ACCOUNT-GR	0.00	0.00	0.00	0.00	0.00
506-1007	CASH-LAMB CO BAI	13,511.46	37.58	0.00	13,549.04	13,531.00
506-1008	TREAS CASH BOND	17,000.00	750.00	1,500.00CR	16,250.00	16,241.67
FUND 506 TOTAL		31,925.33	7,740.20	8,080.37CR	31,585.16	31,287.00
COUNTY ATTORNEY						
507-1006	CO ATTY SEIZURE	19,253.52	0.00	0.00	19,253.52	19,253.52
507-1007	CO ATTY TRUST HO	576.99	0.00	0.00	576.99	576.99
FUND 507 TOTAL		19,830.51	0.00	0.00	19,830.51	19,830.51
ADULT PROBATION						
509-1002	154th J.D. -PTAF	6,631.00	0.00	0.00	6,631.00	6,631.00
509-1004	LAMB COUNTY PTAF	0.00	0.00	0.00	0.00	0.00
FUND 509 TOTAL		6,631.00	0.00	0.00	6,631.00	6,631.00
JUSTICE OF THE PEACE						
511-1011	JP 1 CASH ACCOUN	2,023.54	0.00	0.00	2,023.54	2,023.54
511-1012	JP 2 CASH ACCOUN	0.00	0.00	0.00	0.00	0.00
511-1013	JP 3 CASH ACCOUN	1,117.56CR	18,367.51	25,474.98CR	8,225.03CR	7,825.30CR
511-1014	JP 4 CASH ACCOUN	4,399.54	0.00	0.00	4,399.54	4,399.54
FUND 511 TOTAL		5,305.52	18,367.51	25,474.98CR	1,801.95CR	1,402.22CR
SHERIFF						
515-1003	SHERIFF BOND FEE	0.00	0.00	0.00	0.00	0.00
515-1006	SHERIFF SEIZURE-	1.00	0.00	0.00	1.00	1.00
515-1007	SHERIFF PETTY CA	0.00	0.00	0.00	0.00	0.00
515-1008	SHERIFF LEOSE CA	7,454.17	0.00	0.00	7,454.17	7,454.17
515-1009	SHERIFF PRISONER	11,099.21	0.00	0.00	11,099.21	11,099.21

		BEGINNING BALANCE	TOTAL DEBITS	TOTAL CREDITS	ENDING BALANCE	AVERAGE DAILY BALANCE
515-1010	SHERIFF UNCLAI ME	0.00	0.00	0.00	0.00	0.00
515-1011	SHERIFF TRUST AC	1,341.83	0.00	0.00	1,341.83	1,341.83
515-1013	SHERIFF TOYS FOR	9,622.48	0.00	0.00	9,622.48	9,622.48
FUND 515 TOTAL		29,518.69	0.00	0.00	29,518.69	29,518.69
DEBT SERVICE						
801-1001	CLAIM ON CASH-DE	9.06	5.00	0.00	14.06	11.74
FUND 801 TOTAL		9.06	5.00	0.00	14.06	11.74
REPORT TOTALS		6,058,845.02	6,279,562.57	6,791,467.74CR	5,546,939.85	5,928,095.00

SELECTION CRITERIA

PRINT CURRENT

FUND: Exclude: 999
ACCOUNT TYPE: ALL CASH
TRANSACTION DATES: 1/01/2018 THRU 3/31/2018
PERIOD 13: EXCLUDE

PRINT OPTIONS

REPORT TYPE: SUMMARY
RECAP ONLY: YES
DESCRIPTIONS: NO

*** END OF REPORT ***

	BEGINNING BALANCE	TOTAL DEBITS	TOTAL CREDITS	ENDING BALANCE	AVERAGE DAILY BALANCE
JUVENILE PROBATION FUND					
140-1000	JUVENILE PROB CA	0.00	0.00	0.00	0.00
140-1001	CLAIM ON CASH-JU	18,818.95CR	0.00	18,818.95CR	18,818.95CR
140-1003	JPO RESTITUTION	0.00	0.00	0.00	0.00
140-1004	JPO-4-H ACTION F	0.00	0.00	0.00	0.00
	FUND 140 TOTAL	18,818.95CR	0.00	18,818.95CR	18,818.95CR
JPO-GRANT FUND					
141-1000	CASH-STAND ACCOU	0.00	0.00	0.00	0.00
141-1001	CLAIM ON CASH-ST	29,384.65CR	0.00	29,384.65CR	29,384.65CR
	FUND 141 TOTAL	29,384.65CR	0.00	29,384.65CR	29,384.65CR
TITLE IV-E FUND					
142-1000	IV-E CASH ACCOUN	51,929.23	0.00	51,929.23	51,929.23
142-1001	CLAIM ON CASH- I	0.00	0.00	0.00	0.00
	FUND 142 TOTAL	51,929.23	0.00	51,929.23	51,929.23
LAMB COUNTY 4-H ACTION					
143-1000	LAMB COUNTY 4H A	0.00	0.00	0.00	0.00
	FUND 143 TOTAL	0.00	0.00	0.00	0.00
JPO-STATE AID					
144-1001	CLAIM ON CASH-JP	8,589.74	0.00	8,589.74	8,589.74
	FUND 144 TOTAL	8,589.74	0.00	8,589.74	8,589.74
VCLG GRANT					
171-1001	CLAIM ON CASH-VC	1,328.64CR	0.00	1,328.64CR	1,328.64CR
	FUND 171 TOTAL	1,328.64CR	0.00	1,328.64CR	1,328.64CR
CSCD-BASIC SUPERVISION					
600-1000	CSCD CASH-AIM BA	0.00	0.00	0.00	0.00
600-1001	CLAIM ON CASH-CS	81,054.41	0.00	81,054.41	81,054.41
	FUND 600 TOTAL	81,054.41	0.00	81,054.41	81,054.41

	BEGINNING BALANCE	TOTAL DEBITS	TOTAL CREDITS	ENDING BALANCE	AVERAGE DAILY BALANCE
CSCD-CCP COMMUNITY CORRE 601-1001 CLAIM ON CASH-CS	6,155.19	0.00	0.00	6,155.19	6,155.19
FUND 601 TOTAL	6,155.19	0.00	0.00	6,155.19	6,155.19
CSCD-DP 603-1001 CLAIM ON CASH-DP	23,461.31	0.00	0.00	23,461.31	23,461.31
FUND 603 TOTAL	23,461.31	0.00	0.00	23,461.31	23,461.31
REPORT TOTALS	121,657.64	0.00	0.00	121,657.64	121,657.64

SELECTION CRITERIA

PRINT CURRENT

FUND: All
ACCOUNT TYPE: ALL CASH
TRANSACTION DATES: 3/31/2018 THRU 3/31/2018
PERIOD 13: EXCLUDE

PRINT OPTIONS

REPORT TYPE: SUMMARY
RECAP ONLY: YES
DESCRIPTIONS: NO

*** END OF REPORT ***

Investment Portfolio Pledged Securities
 AIM BANK
 LITTLEFIELD, TX

InTrader (pledged)
 Last: 12/31/2017
 As-of: 01/31/2018
 ZAIM 1018373

Sec ID Loc	Ticket	Security Description Line 1 Security Description Line 2	Safeguarding Agent Rate	Maturity	Grp	Original Face S & P Par/Curr Face Moody	Priced Pledged	Book Value Market Value	
PLEGGED TO: lambc *LAMB COUNTY									
TIB	3138A7GY8	FNMA #AH5614	THE INDEPENDENT BANKERSBANK	3.5	02/01/2026	305	2,610,000.00	723,221.53	
TIB	164039076						704,316.28	724,247.53	
TIB	3138ELUV3	FNMA #AL4195	THE INDEPENDENT BANKERSBANK	3.5	06/01/2027	305	5,425,000.00	1,854,262.29	
TIB	164038151						1,809,192.74	1,856,898.57	
TIB	3138EQCT7	FNMA #AL7281	THE INDEPENDENT BANKERSBANK	3	09/01/2030	305	3,000,000.00	2,139,535.54	
TIB	163004673						2,058,095.21	2,081,565.98	
TIB	3138MBLV6	FNMA #AP7539	THE INDEPENDENT BANKERSBANK	3	09/01/2027	305	2,450,000.00	956,813.12	
TIB	164029772						914,864.57	925,846.20	
TIB	31410LEA6	FNMA #890329	THE INDEPENDENT BANKERSBANK	4	04/01/2026	305	1,775,000.00	442,849.71	
TIB	164024221						417,583.64	435,674.29	
TIB	31417YXZ5	FNMA #MA0695	THE INDEPENDENT BANKERSBANK	4	04/01/2031	305	900,000.00	234,303.94	
TIB	213001967						217,602.10	227,457.01	
TIB	31418APG7	FNMA #MA1322	THE INDEPENDENT BANKERSBANK	3	01/01/2023	305	1,452,000.00	369,206.59	
TIB	164033938						365,224.67	368,855.82	
TIB	010268AZ3	ALABAMA FED AID HWY FIN AUTH S	THE INDEPENDENT BANKERSBANK	5	09/01/2035	400	750,000.00 AAA	847,585.48	
TIB	163004787	REV BDS					750,000.00 Aa1	882,690.00	
TIB	018106KFO	ALLEN TX ISD CALL	THE INDEPENDENT BANKERSBANK	5	02/15/2035	400	500,000.00 AAA	578,672.65	
TIB	204070344	GO					500,000.00 Aaa	580,685.00	
TIB	413951HZ0	HARRIS CO TX MUD #304 BQ CALL	THE INDEPENDENT BANKERSBANK	4	09/01/2032	400	610,000.00 AA	637,942.86	
TIB	204056765	GO					610,000.00	644,056.30	
TIB	3137BLVZ8	FHMS KJ02 A2	THE INDEPENDENT BANKERSBANK	2.597	09/25/2020	800	1,000,000.00	798,998.05	
TIB	158016054						786,261.31	786,657.19	
TOTAL FOR PLEDGE ID lambc						Orig Face: 20,472,000.00	Current Face: 9,133,141.52	Market: 9,514,633.89	Book: 9,583,391.76
PLEGGED: 11									



Partner.

Trusted.

The information contained herein, while believed to be reliable, is not guaranteed.
 For assistance please contact TIB Investment Portfolio (866) 308-4842.

Investment Portfolio Pledged Securities
 AIM BANK
 LITTLEFIELD, TX

InTrader (pledged)
 Last : 01/31/2018
 As-of: 02/28/2018
 2AIM 1018373

Sec ID Loc	Ticket	Security Description Line 1 Security Description Line 2	Safeguarding Agent Rate	Maturity	Grp	Original Face S & P Par/Curr Face Moody	Priced Pledged	Book Value Market Value
PLEGDED TO: lambc *LAMB COUNTY								
3138A7GY8	TIB 164039076	FNMA #AH5614	THE INDEPENDENT BANKERSBANK	02/01/2026	305	2,610,000.00	02/26/2018	703,127.65
3138ELUV3	TIB 164038151	FNMA #AL4195	THE INDEPENDENT BANKERSBANK	06/01/2027	305	695,226.82	07/08/2015	698,695.30
3138E0CT7	TIB 163004673	FNMA #AL7281	THE INDEPENDENT BANKERSBANK	09/01/2030	305	5,425,000.00	02/26/2018	1,806,935.26
3138MBLV6	TIB 164029772	FNMA #AP7539	THE INDEPENDENT BANKERSBANK	09/01/2027	305	1,764,232.95	12/19/2014	1,798,175.86
31410LEA6	TIB 164024221	FNMA #890329	THE INDEPENDENT BANKERSBANK	04/01/2026	305	3,000,000.00	02/26/2018	2,102,190.16
31417YXZ5	TIB 213001967	FNMA #MA0695	THE INDEPENDENT BANKERSBANK	04/01/2031	305	2,023,507.86	11/01/2016	2,021,394.25
31418APG7	TIB 164033938	FNMA #MA1322	THE INDEPENDENT BANKERSBANK	01/01/2023	305	2,450,000.00	02/26/2018	937,676.59
010268AZ3	TIB 163004787	ALABAMA FED AID HWY FIN AUTH S REV BDS 2016	THE INDEPENDENT BANKERSBANK	09/01/2026	305	896,787.42	11/26/2013	899,159.70
018106KFO	TIB 204070344	ALLEN TX ISD CALL GO	THE INDEPENDENT BANKERSBANK	04/01/2026	305	1,775,000.00	02/26/2018	434,669.47
413951HZ0	TIB 204056765	HARRIS CO TX MUD #304 BQ CALL GO	THE INDEPENDENT BANKERSBANK	09/01/2035	400	410,025.51	04/09/2013	425,981.39
3137BLVZ8	TIB 158016054	FHMS KJ02 A2	THE INDEPENDENT BANKERSBANK	02/15/2035	400	900,000.00	02/26/2018	230,072.79
TOTAL FOR PLEDGE ID lambc								
						2,597	07/13/2016	740,535.80
						729,169.58	05/02/2016	726,577.97
						8,937,905.74	Market: 9,218,123.02	Book: 9,376,415.83

The information contained herein; while believed to be reliable, is not guaranteed.
 For assistance please contact TIB Investment Portfolio (866) 308-4842.



Trusted.
 Partner.

Investment Portfolio Pledged Securities
 AIM BANK
 LITTLEFIELD, TX

InTrader (pledged)
 Last : 02/28/2018
 As-of: 03/31/2018
 2AIM 1018373

Sec ID Loc	Ticket	Security Description Line 1	Security Description Line 2	Safekeeping Agent	Rate	Maturity	Grp	Original Face S & P	Par/Curr Face Moody	Priced Pledged	Book Value	Market Value
PLEGGED TO: lambc *LAMB COUNTY												
TIB	164039076	FNMA #AH5614		THE INDEPENDENT BANKERSBANK	3.5	02/01/2026	305	2,610,000.00		03/27/2018	689,796.43	
TIB	164038151	FNMA #AL4195		THE INDEPENDENT BANKERSBANK	3.5	06/01/2027	305	5,425,000.00		07/08/2015	684,771.09	
TIB	163004673	FNMA #AL7281		THE INDEPENDENT BANKERSBANK	3	09/01/2030	305	1,723,193.20		12/19/2014	1,763,661.32	
TIB	164029772	FNMA #AP7539		THE INDEPENDENT BANKERSBANK	3	09/01/2027	305	2,000,863.54		03/27/2018	1,753,887.61	
TIB	164024221	FNMA #890329		THE INDEPENDENT BANKERSBANK	4	04/01/2026	305	2,450,000.00		11/01/2016	2,077,363.28	
TIB	213001967	FNMA #MA0695		THE INDEPENDENT BANKERSBANK	4	04/01/2031	305	882,297.26		03/27/2018	922,298.11	
TIB	164033938	FNMA #MA1322		THE INDEPENDENT BANKERSBANK	3	01/01/2023	305	1,775,000.00		11/26/2013	883,838.46	
TIB	163004787	ALABAMA FED AID HWY FIN AUTH S		THE INDEPENDENT BANKERSBANK	4	04/01/2031	305	400,181.81		03/27/2018	424,073.16	
TIB	204070344	REV BDS	2016	THE INDEPENDENT BANKERSBANK	5	09/01/2035	400	900,000.00		04/09/2013	416,867.16	
TIB	204056765	ALLEN TX ISD CALL	GO	THE INDEPENDENT BANKERSBANK	3	01/01/2023	305	209,558.69		02/04/2013	225,538.44	
TIB	158016054	HARRIS CO TX MUD #304 BQ CALL	GO	THE INDEPENDENT BANKERSBANK	4	09/01/2032	400	1,452,000.00		03/27/2018	346,161.26	
TIB	158016054	FHMS KJ02 A2		THE INDEPENDENT BANKERSBANK	2.597	09/25/2020	800	342,735.54		04/09/2014	344,360.97	
TOTAL FOR PLEDGE ID lambc											922,298.11	724,575.01
Pledged: 11											Orig Face: 20,472,000.00	Current Face: 8,819,951.63
											Market: 9,096,863.61	Book: 9,248,515.68



Partner:

Trusted.

The information contained herein, while believed to be reliable, is not guaranteed.
 For assistance please contact TIB Investment Portfolio (866) 308-4842.